


# LAUNDERING FORMULAS

## POLYESTER FILLED BEDDING

 WASHING	Formula reflects a 70lb machine	PRODUCT	OPERATION	TIME (MINS)	LEVEL	TEMP (F)	DETERGENT
		<b>PILLOWS</b> 3 Synthetic pillows	SUDS	10	 WARM TO HOT	 APPROX 140° F	<b>ECOLAB®</b> Laundry Program  Aquanomic® low-temperature laundry solid program OR other mild detergent
			RINSE	2			
		<b>BLANKETS</b> Full, 2 queen or king synthetic filled blankets	RINSE	2			
			RINSE	2			
			RINSE	2			
		<b>MATTRESS PADS</b> 2 x 4oz. Pads or 1 of any 14oz or larger (WASH AS NEEDED)	SOFTEN	5			
			EXTRACT	7			

 DRYING	Formula reflects a 100lb machine	PRODUCT	LOAD SIZE	TIME (MINS)	LEVEL	TEMP (F)
		<b>POLYESTER PILLOWS</b>	3 Pillows	60 - 90	Medium to High	120 - 140°
				30	Fluff Cycle	120°
		<b>SYNTHETIC BLANKETS</b>	2 Full OR 2 Queen OR 2 King	60	Medium to High	120 - 140°
				15	Fluff Cycle	120°
		<b>MATTRESS PADS</b>	1 of any size	105 - 120	Low	



Contact your Ecolab representative for more information on the program by clicking the link on our "Useful Information" page under "Care and Maintenance". If this program is of interest, your Ecolab representative will program your machine with the appropriate wash formulas that are designed to save water and energy



# SPOT CLEANING FEATURING ECOLAB®



## PRE-SPOTTER MULTI-PURPOSE

EcoLab® StainBlaster™ Multi-Purpose Laundry pre-spotter for use on food grease, oil, body soils, lipstick, etc.



## GREASE BASED STAINS

(tar, crayon, motor oil, ink, pizza, pasta sauce, etc.)  
EcoLab® StainBlaster™ Grease Remover as a pre-spotter for greasy soils



## RUST OR IRON BASED STAINS

StainBlaster™ Rust Remover Laundry pre-spotter for use on most rust or iron stains.



## MAKEUP REMOVER

StainBlaster™ Makeup Remover Laundry pre-spotter for foundation makeup, sunscreen, medicine, baseball clay, etc.



## ENZYME BOOST PRE-SPOTTER

Stainblaster® Enzyme Boost Laundry pre-spotter for common soils such as blood, grass, lipstick, food soils, cuffs & collars, etc.




## DE-STAINER PRE-SPOTTER

StainBlaster De-Stainer Laundry pre-spotter for everyday bleachable stains such as coffee, tea, mildew, wine, etc.

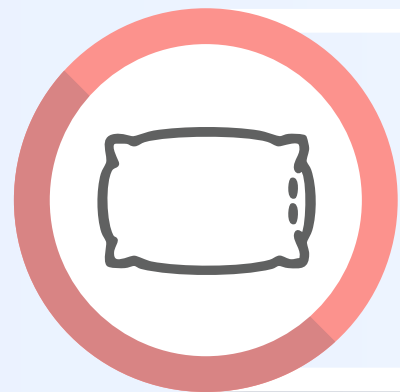
# CARE AND MAINTENANCE TIPS



Spot clean frequently and launder when necessary



Check the inside of your washers and dryers for foreign and/or sharp objects that may snag or rip your bedding products.




Use pillow and/or comforter protectors



Use the 10am/2pm rule for washing and drying; this means you can see the products falling at the 10am and 2pm positions through the dryer or washer front loader window.



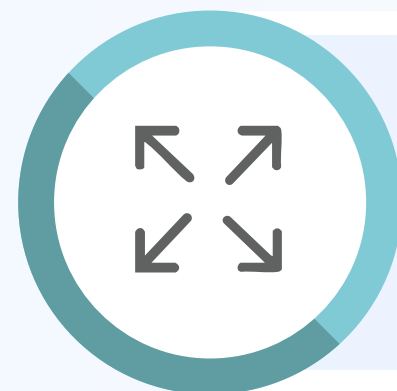
Fluff products daily



Adding clean tennis or dryer balls (wrapped in clean white socks to prevent color transfer to bedding products) during the drying cycle decreases the drying time.



Do not use harsh chemicals, they may weaken the fabric and fill which may cause product failure.



Be sure products are thoroughly dry; double check the center and all corners, if they feel damp continue the drying process.