







# Installation 120-5


To avoid scratches and swallowing parts, please do not install by children!

Hardware List		Hardware List	
	Ottoman	1	
	Sofa cover	1	
			
			1
			
			4

1  → 

Secure the legs of the sofa.

2 Put on the sofa cover.  
Suggestion: you'd better not remove the protective strip before finish putting the cover on.



Velcro  
Protective strip

3 Finished.

