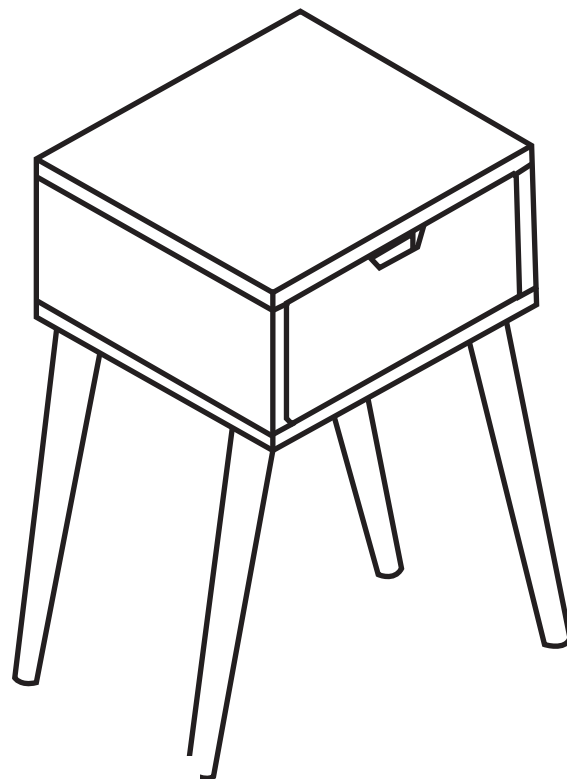
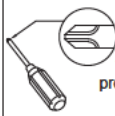


User Manual

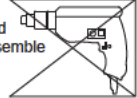


You need

1 Tools required




A Phillips head screwdriver is required for the assembly of this product. (not included)




Power tools should not be used to assemble this product.

2 1 person is needed




















3 Take 30 minutes



30mins

Technical Specifications	
Size	400*300*590MM
Max weight capacity	66LBS

Hardware List

 <div>5x34mm</div> <div>A8PCS</div>	 <div>15x12mm</div> <div>B8PCS</div>	 <div>8x30mm</div> <div>C8PCS</div>	 <div>3x25mm</div> <div>D8PCS</div>
 <div>3x14mm</div> <div>E1PC</div>	 <div></div> <div>F1PC</div>	 <div>400x300x15mm</div> <div>14PCS</div>	 <div>300x150x15mm</div> <div>21PC</div>
 <div>400x300x15mm</div> <div>31PC</div>	 <div>400x300x15mm</div> <div>41PC</div>	 <div>380x150x3mm</div> <div>51PC</div>	 <div>400x35x35mm</div> <div>64PCS</div>
 <div>300x150x9mm</div> <div>71PC</div>	 <div>345x145x12mm</div> <div>81PC</div>	 <div>300x150x9mm</div> <div>91PC</div>	 <div>353x260x3mm</div> <div>101PC</div>
 <div>370x145x15mm</div> <div>111PC</div>			

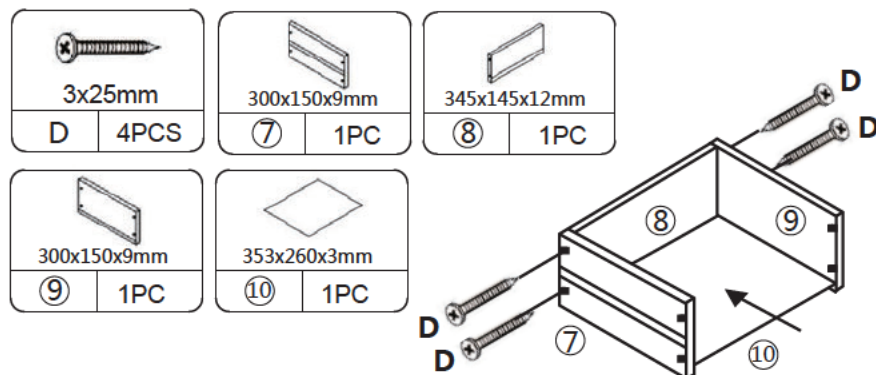
1

2

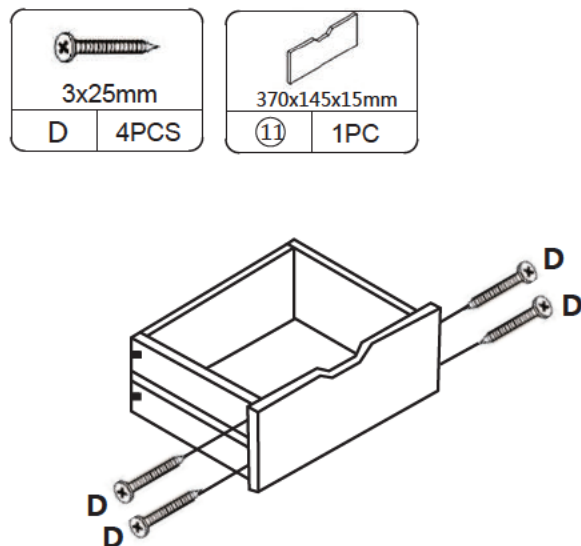
PRODUCT ASSEMBLY

⚠ Check the package contents before getting started !

STEP 1

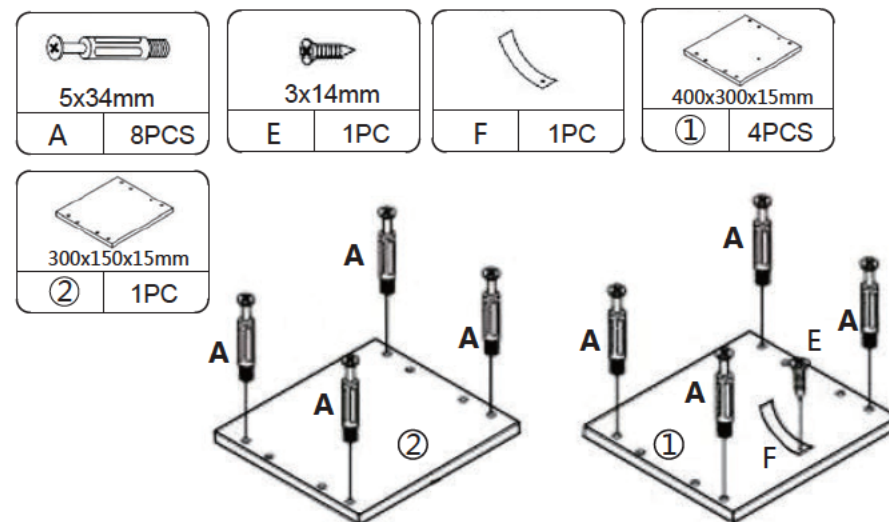


STEP 2

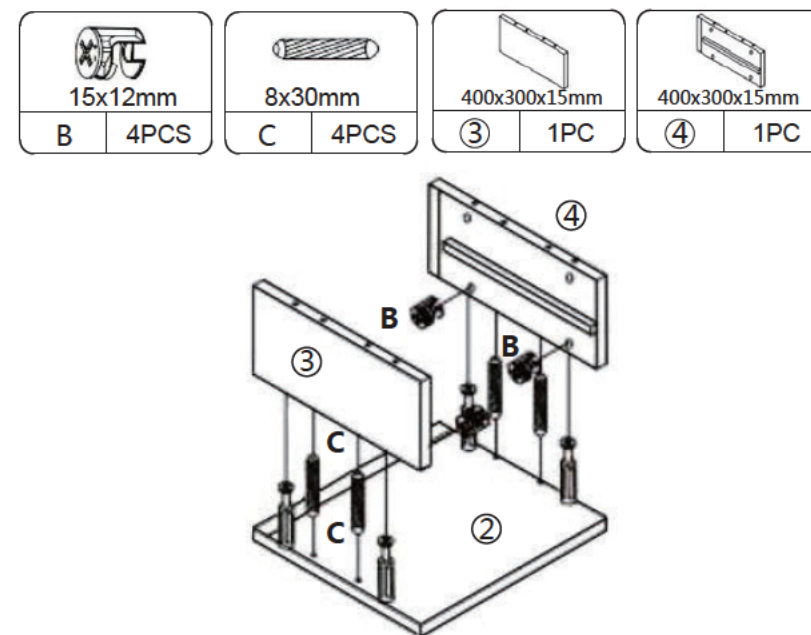


PRODUCT ASSEMBLY

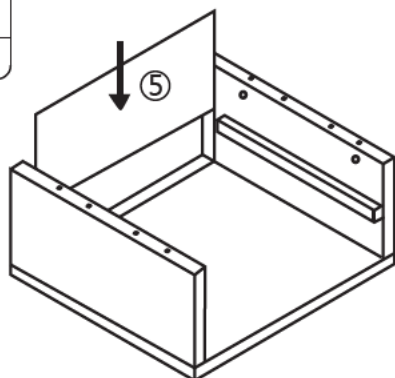
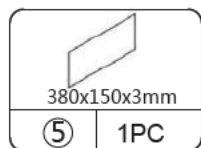
STEP 3



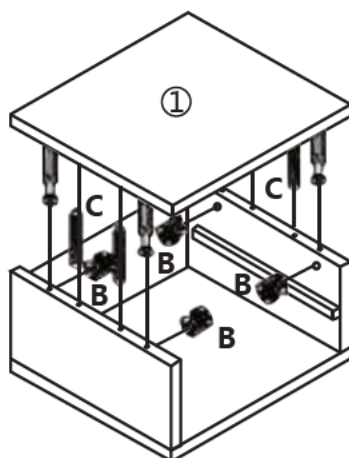
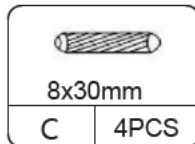
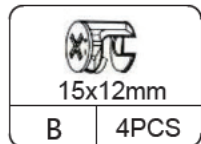
STEP 4



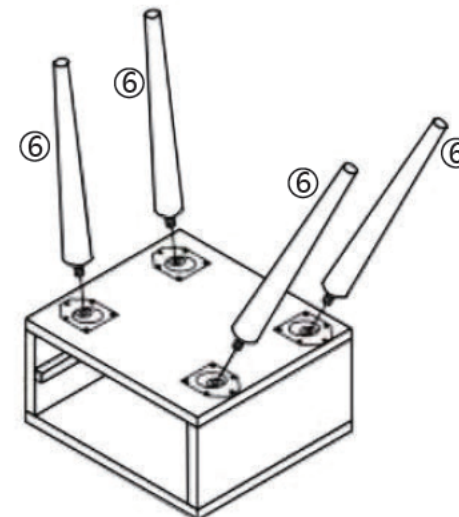
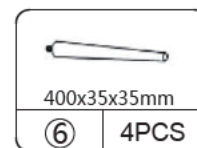
STEP 5



STEP 6



STEP 7



STEP 8

