

Model: AOT-P09



220-240V~/50/60Hz

Power: 85W

N. W. 1.9KG

Meas: L:279*W:283*H:236MM

Function: Peeling potatoes and dry vegetables

Capacity:0.8KG potatoes/0.36kg vegetables

Don't put potatoes more than 0.8kgs, and don't put vegetables more than 0.36kg

Don't continuously working more than 3 mins

Pls calm down the machine 2 mins before the 2nd operation.

Potatoes peeling process:

1. Make sure the switch "off"
2. Make sure every components at its locaton
3. Put 1-2 spoon of water and don't out of the max line
4. Put enough potatoes and make sure the safety switch works and lock the lid.
5. Swtich to the potatoes, it may shake, but the suction feet will help the machine stable.
6. Peeling process may take 2 mins, you can watch via the transparent lid
7. You can swtich to OFF and unplug after the potatoes are peeled.
8. Take out the potatoes and wash them by water

Process of drying vegetables

- 1.Make sure the switch "off"
- 2.Make sure every components at its locaton
- 3.Put washed vegetables into the spinner.
- 4.Swtich it to vegetables and it may shake, but the suction feet will help it stable.
- 5.It may take 40 seconds to dry it, you can watch it via transparent lid.
- 6.Don't leave if the machine is working.
- 7.Swtich it to Off and unplug it
- 8.Take out the vegetables and put them on the dish.

DESCRIPTION OF PARTS

1. TOP LID
2. BOWL
3. B ASE STATION
4. SWTICH
5. LOCKER



IMPORTANT SAFEGUARDS

When using electrical appliances like the potato peeler, basic safety precautions should be observed and followed, including the following.

- Before using the appliance for the first time, check if the voltage on the rating plate corresponded to the mains voltage in your home.
- Do not use the appliance for any purpose other than for which it was intended.
- To protect against electrical shock, do not immerse the power cable, plug or potato peeler base in water or any other liquid.
- When not in use and before cleaning parts, switch off and unplug the appliance from the mains power supply.
- Do not leave the appliance unattended when plugged in and keep it out of reach of children.
- DO NOT let the power cable hang over edge of a table or kitchen counter or touch hot surfaces.
- Do not operate this appliance with a damaged power cable/plug, or after the appliance malfunctions or has been damaged in any way. If the appliance is damaged in any way, don't use it and take to your local electrical store for repair.
- The use of accessory attachments not recommended by the manufacturer may be hazardous.
- Before putting the potatoes in the appliance, make sure the power switch is in the off position.
- Do not put more than 1 Kg of potatoes into the peeler and do not let the machine work continuously for more than 4 minutes.
- Make sure all the parts are in the correct position, otherwise the machine will not work.
- Do not use outdoors.
- DO NOT place the appliance on/near a hot gas or electric burner or in a heated oven.

- Never allow the machine to work continuously for more than 4 minutes.
- The cutter dish is very sharp; take care when you clean it.
- Never open the machine when it is in operation.

Always disconnect the appliance from the supply if it is left unattended and before assembling, disassembling or cleaning.

This appliance shall not be used by children. Keep the appliance and its cord out of reach of children




Appliances can be used by persons with reduced physical, sensory or mental capabilities or lack of experience and knowledge if they have been given supervision or instruction concerning use of the appliance in a safe way and if they understand the hazards involved.

Children shall not play with the appliance

--If the supply cord is damaged, it must be replaced by the manufacturer, its service agent or similarly qualified persons in order to avoid a hazard.

--Switch off the appliance and disconnect from supply before changing accessories or approaching parts that move in use.

The list of the marking symbol

V	Volt	Hz	Hertz
W	Watt		Alternating current
	Tested safety		Communate Europene
	This marking indicates that this product should not be disposed with other household wastes throughout the EU. To prevent possible harm to the environment or human health from uncontrolled waste disposal, recycle it responsibly to promote the sustainable reuse of material resources. To return your used device, please use the return and collection systems or contact the retailer where the product was purchased. They can take this product for environmental safe recycling.		