


ASSEMBLY INSTRUCTIONS



Thank you for purchasing this product. Please take time to read and follow the instructions below. Check that you have all parts and hardware before assembly. Parts apparently missing are often found in the packing materials. If you do not have all the parts listed, call us and they be sent to you immediately.


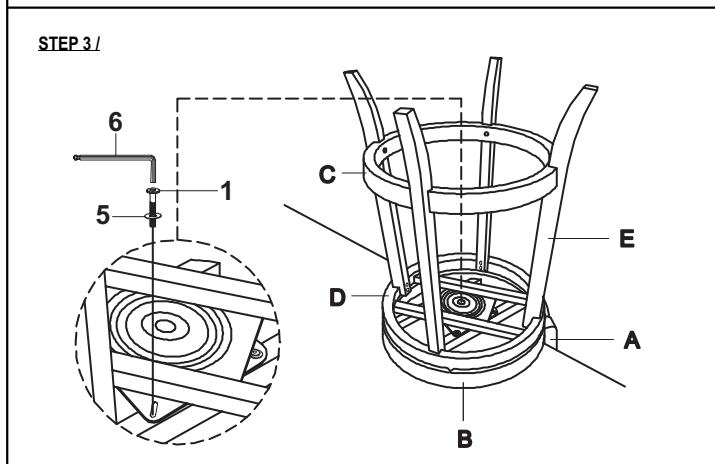
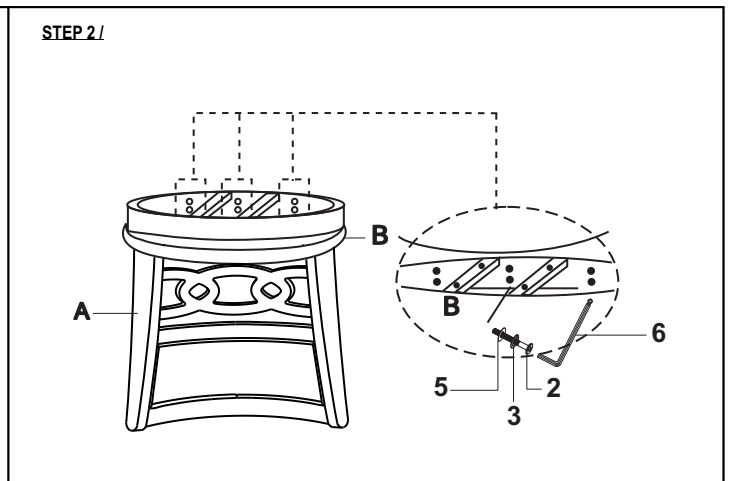
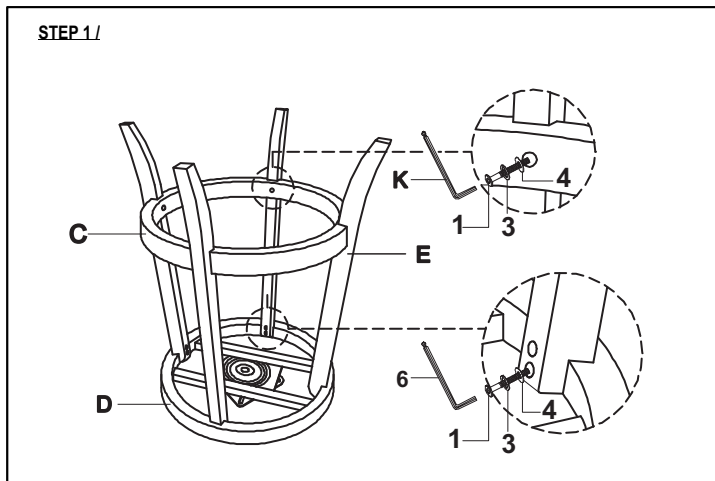


It is recommended to install protective pads under all legs and supports to avoid damage or scratches when placing furniture on a wood floor or other hard surface, and to limit indentation and prevent discoloration if placing on carpet.

PART LIST			
NO	SKETCH	DESCRIPTION	QUANTITY
A		Backrest	1 pc
B		Cushion Seat	1 pc
C		Footrest	1 pc
D		Apron With Swivel Plate	1 pc
E		Chair Legs	4 pcs

HARDWARE LIST				
NO	SKETCH	DESCRIPTION	SIZE	QUANTITY
1		Bolt	1/4" x 35mm	16 pcs
2		Bolt	1/4" x 45mm	6 pcs
3		Lock Washer	1/4" x 13	18 pcs
4		Flat Washer	1/4" x 13	12 pcs
5		Flat Washer	1/4" x 16	10 pcs
6		Allen Wrench	5/32"	1 pc

HARDWARE SET ARE PACKED FOR ASSEMBLY



DO NOT TIGHTEN BOLTS UNTIL COMPLETELY ASSEMBLED