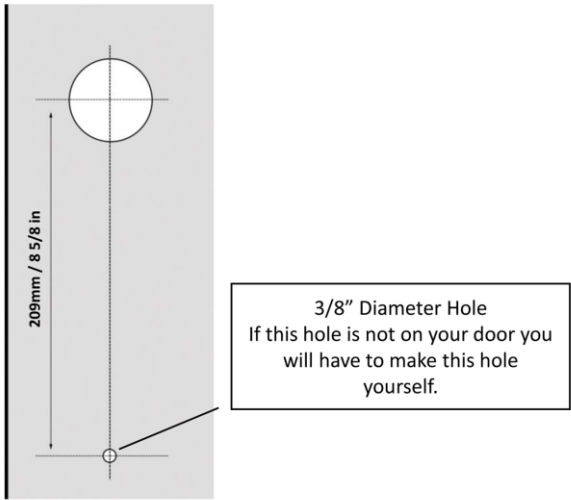
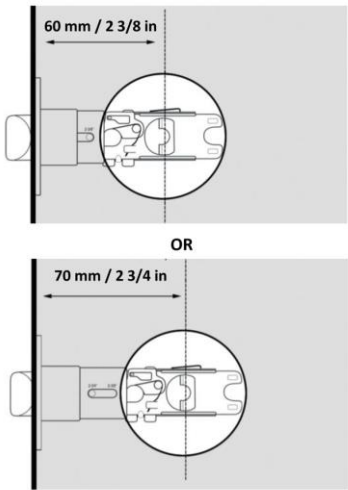


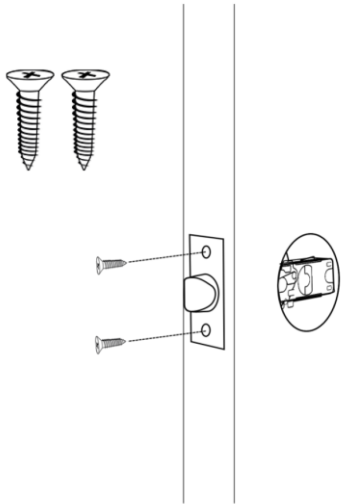
1. Drill 5/16” Hole



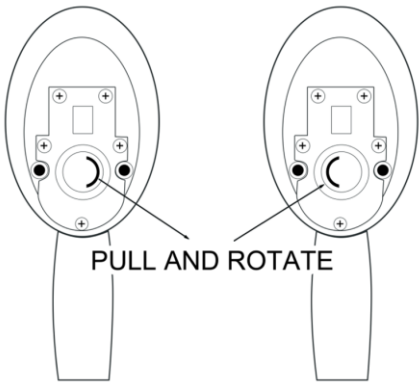
2. Adjust Latch Backset



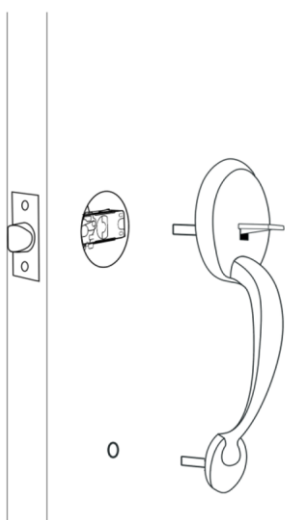
3. Install Door Latch



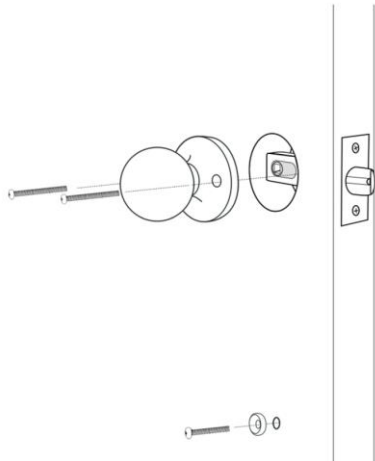
4. Adjust Handle Setting



5. Mount Handle



6. Mount and Fasten Rear Knob and Screws



WARRANTY

MiProducts Corporation warrants to the original residential user of this product that it will be free from defects in materials and workmanship, under normal use, for 1 year from the date of purchase. User must provide a copy of original purchase receipt. This warranty does not cover abuse or misused products or products used in commercial applications. All mechanical components carry a limited warranty, for a period of 25 years from the date of purchase. The finish of the exterior of this lock carries a limited warranty of the lifetime of the unit against deterioration due to normal weather conditions. This warranty does not apply to locks that have been improperly installed, modified, put to a use other than designed, or subjected to acts of God (such as floods, lightning, earthquakes, etc.) This warranty is limited to repairing or replacing of this lock only at MiProducts Corporation’s sole discretion. MiProducts Corporation will NOT be liable for the cost of installing, removing, nor reinstalling this product, nor direct, indirect, or consequential damages to persons or property resulting from the use of this product. This warranty only covers the cost of replacement parts, it does not cover shipping & handling fees.

To implement this warranty please give us a call during business hours at 1-800-355-0157, or visit www.milocks.com.

