

**390 PYRAMID KNOB**

390 Pyramid Knob in White Bronze (WL) 1 1/2" x 1 1/2" size



**MATERIAL**  
Bronze

**AVAILABLE FINISHES**



Dark Bronze (BZ)



Matte Black (TC)



Medium White Bronze (WM)








Natural Bronze (NB)



White Bronze (WL)

**White Bronze (WL)** - Our White Bronze (WL) products are produced from an alloy known simply as white bronze. The infusion of manganese and nickel to the copper creates a pleasing silver colored metal. White bronze is a living finish and may oxidize (darken) over time, particularly if installed outdoors.

Finish	Code	Length	Projection
 Dark Bronze	BZ.390 11/4	1 1/4"	1 1/8"
	BZ.390 11/2	1 1/2"	1 1/4"
 Matte Black	TC.390 11/4	1 1/4"	1 1/8"
	TC.390 11/2	1 1/2"	1 1/4"
 Medium White Bronze	WM.390 11/4	1 1/4"	1 1/8"
	WM.390 11/2	1 1/2"	1 1/4"
 Natural Bronze	NB.390 11/4	1 1/4"	1 1/8"
	NB.390 11/2	1 1/2"	1 1/4"
 White Bronze	WL.390 11/4	1 1/4"	1 1/8"
	WL.390 11/2	1 1/2"	1 1/4"