
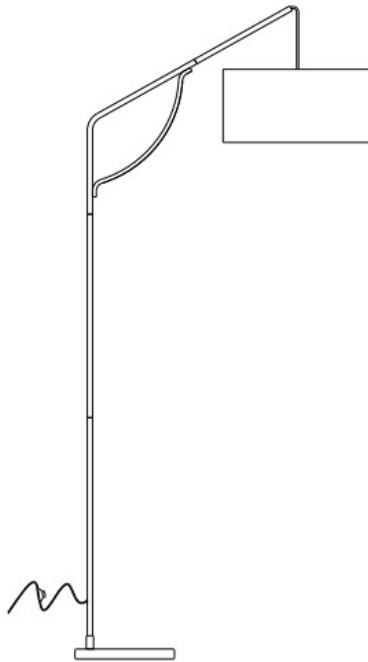


DANIELLE ARC LAMP

ASSEMBLY GUIDE



www.furniturebox.co.uk

Scan QR code for more tips,
advice and assembly video or visit
furniturebox.co.uk/club/daniellarclamp

Important - Please read these instructions fully before starting assembly



**SAFETY AND
CARE ADVICE**



NO POWER TOOLS

SAFETY AND CARE ADVICE

- Check you have all the components and tools listed.
- The lamp must be protected by a 3 amp fuse in the main plug. This lamp can only be used with a 220V~240V 50Hz power source
- Intended for indoor use and must not be used in bathrooms or near any liquids
- Do NOT plug in or use with product until it has been completely assembled and the light bulb has been installed. During assembly or maintenance, make sure the lamp is disconnected from the mains.
- Ensure the lamp is placed on a level and stable surface during use
- Under no circumstances must this lamp be covered with any type of material or have anything hung from any part of the lamp. Covering the lamp could pose a safety hazard.
- If the external flexible cord or switch of the lamp is damaged, do NOT use the lamp under any circumstances.
- Waste electrical products cannot be disposed of with normal household waste. Please check with your local authority for your nearest recycling centre that accepts electrical products.
- When replacing the light bulb, make sure the lamp is switched off at the mains plug to allow it to cool down. (CAUTION: light bulbs get hot during use)



IMPORTANT INFORMATION



15 MINUTE
BUILD



ONE
PERSON

SAFETY AND CARE ADVICE (CONTINUED)

- **Make sure to use the correct wattage and type of light bulb for the lamp. Using light bulbs of a higher wattage than the lamp requires can cause a safety hazard and may cause damage to the lamp. Lamp requires 1x E27 bulb, max. 28W (bulb not included)**
- To clean the lamp, use a dry clean cloth **ONLY**. Do **NOT** use any liquids or cleaners on the lamp. If any liquids are spilt on the lamp, stop using immediately and contact a qualified electrician for advise.
- Incorrect assembly and/or use of the lamp will void the warranty.
- If you have any doubt about installation/use of the lamp, consult a qualified electrician.



Use a clean, flat, soft surface to avoid any bumps or scratches.

STEP 1

Remove safety guards and discard

STEP 2

Screw bulb socket into 'elbow' piece of arm

STEP 3

Screw top piece of arm into 'elbow' piece

STEP 4

Untangle cable

STEP 5

Screw bottom piece of arm into place

STEP 6

Screw completed arm into base

STEP 7

Tighten base socket with Allen key H1

STEP 8

Remove socket cap, place lamp shade over bulb socket

STEP 9

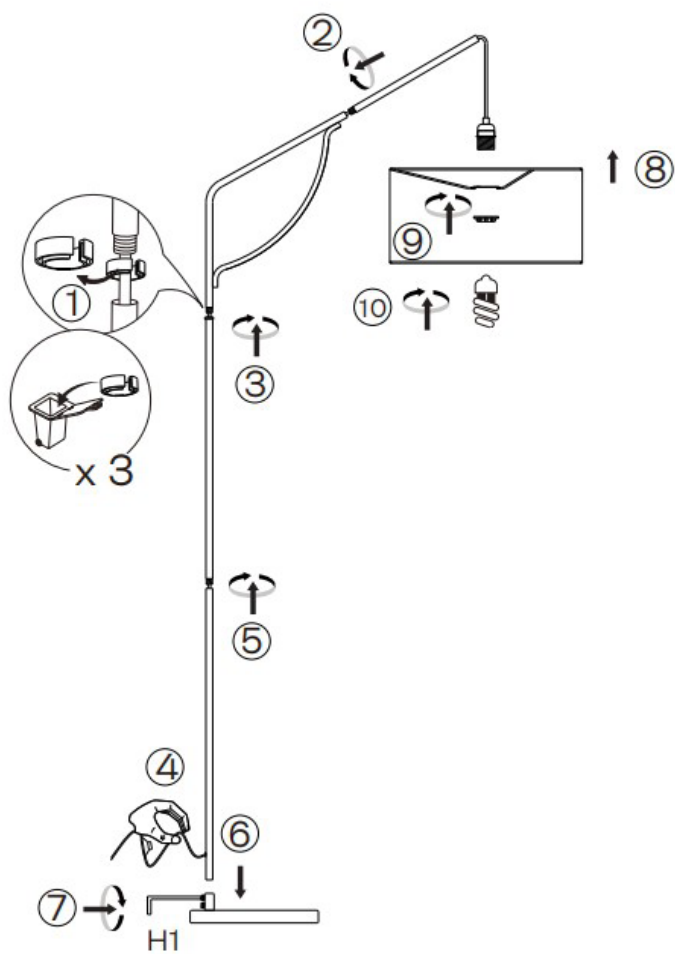
Replace and tighten the socket cap to secure shade to lamp

STEP 10

Carefully insert the correct bulb for this lamp - requires 1x E27 bulb.

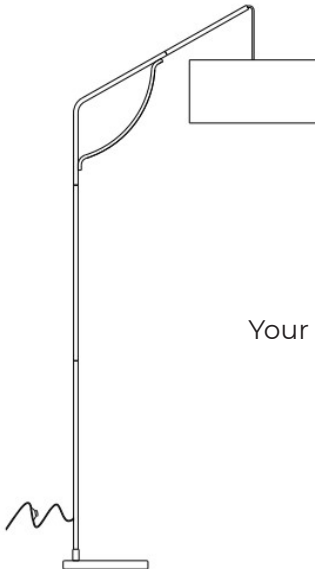
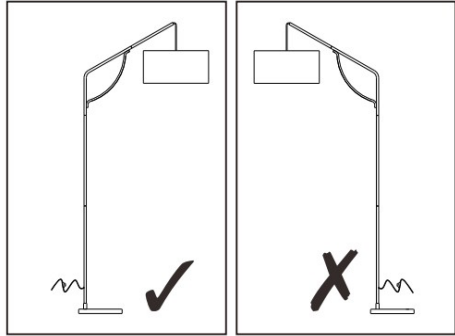


Follow us on Instagram
[@furniturebox_uk](https://www.instagram.com/furniturebox_uk)



NOTE

Ensure your lamp arm and shade point the same direction as the base to keep it stable and balance.



Your lamp is now ready to use!

NOTE: The quantities here are the correct amount to complete the assembly. In some cases more fittings may be supplied than are required.



furniturebox



WE **LOVE** INTERIORS! SHARE YOURS WITH US ON SOCIAL MEDIA

1. follow us on Instagram
2. post your interior
3. tag us to be featured



@furnitureboxUK



@furniturebox_uk



@furnitureboxuk

www.furniturebox.co.uk



OUR 2 YEAR* GUARANTEE

our products come with a 2 year guarantee to give you peace of mind shopping at Furniturebox

*excludes some garden furniture items which have a 1 year guarantee



WHAT THE GUARANTEE COVERS



PRE-INSERTED FIXINGS

e.g. loose metal threads



FAULTY JOINTS

e.g. legs bending



EXTERNAL FIXING FAULTS

e.g. bonding/glue



STRUCTURAL INTEGRITY

e.g. the frame of the product



ACTIVATE YOUR GUARANTEE ONLINE

scan this QR code with your phone to read the full guarantee online and register your product. It only takes a moment to fill out. Or visit: furniturebox.co.uk/our-guarantee

Furniturebox UK, Unit 6, St Modwen's Park,
Chippenham, SN15 5BD
Tel: 01747 863333 Email: sales@furniturebox.co.uk