

## Features

- 36" minimum base cabinet width.
- Double-equal bowls.
- 9" (229 mm) depth provides generous workspace.
- Five oversized faucet holes.
- Bowl slopes toward drain to minimize water pooling.
- Offset drains increase workspace in the sink and storage space underneath.
- Includes K-6239 colander with integral cutting board, K-6194 utility rack with soaking cup, and K-9238 bottom sink rack.

## Material

- KOHLER® enameled cast iron.

## Installation

- Undermount.

## Recommended Products/Accessories

- K-9238 Sink Rack
- K-8801 Sink drain and strainer with tailpiece
- K-8799 Sink drain and strainer basket
- K-23726 Drain treatment
- K-23725 Cast iron cleaner
- 1411886

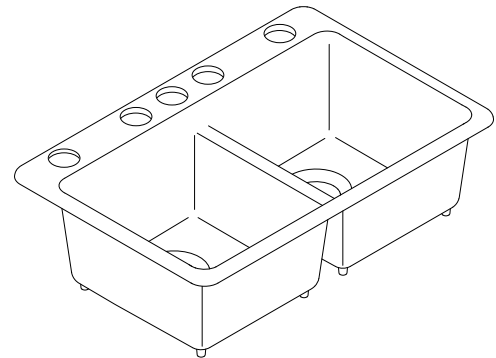
## Optional Products/Accessories

- K-11352 Disposal Flange with Stopper
- K-9000 P-Trap

## Included Components

Additional Components:

- 6194
- 6239
- 9238



## Codes/Standards















ASME A112.19.1/CSA B45.2

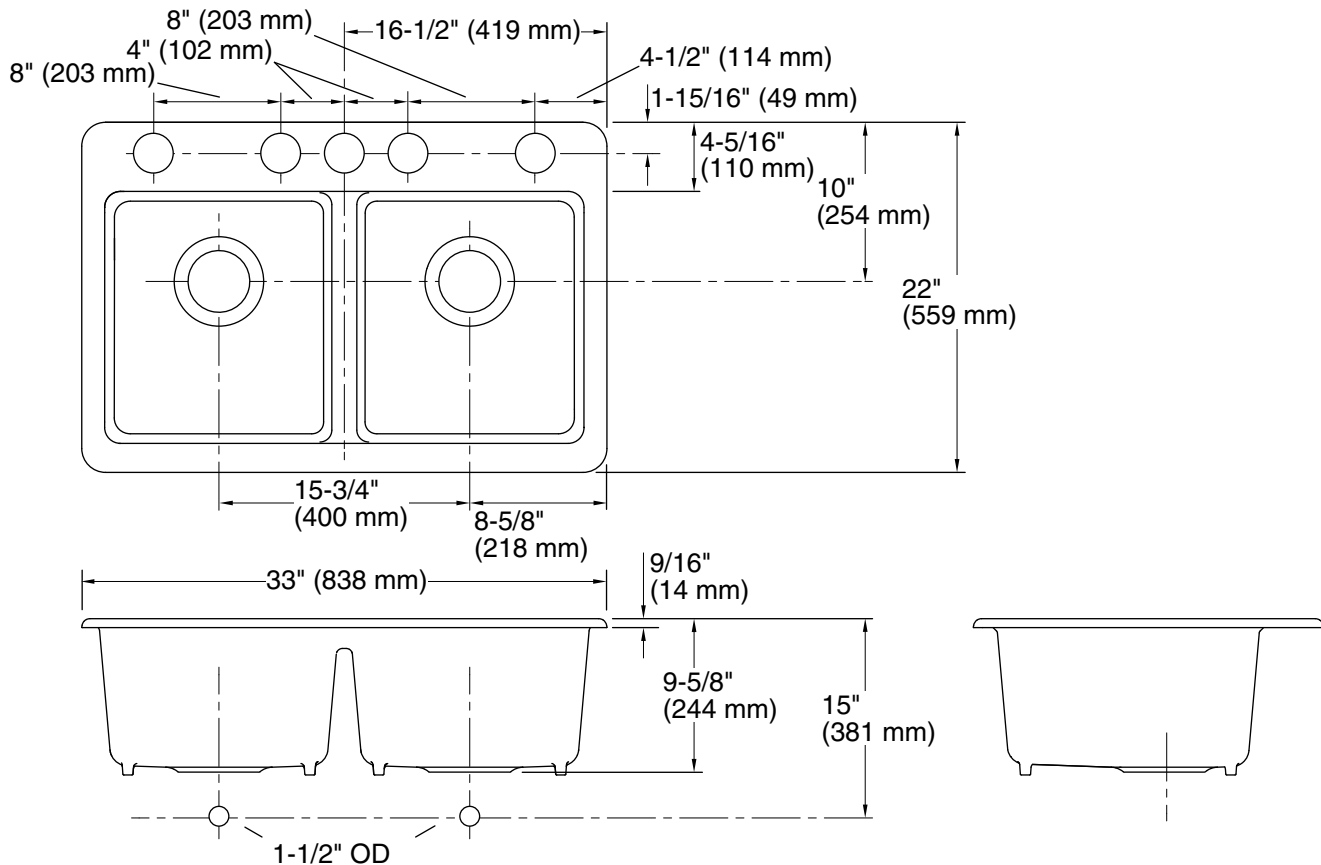
## KOHLER® Enameled Cast Iron Kitchen Sink Lifetime Limited Warranty

See website for detailed warranty information.

## Available Colors/Finishes

*Color tiles intended for reference only.*

Color	Code	Description
	0	White
	FF	Sea Salt™
	96	Biscuit
	NY	Dune
	95	Ice™ Grey
	G9	Sandbar
	K4	Cashmere
	FT	Basalt
	58	Thunder™ Grey
	FP	Caviar
	7	Black Black™
	GRL	Grey Lavender
	DGB	Indigo Blue
	PLM	Black Plum



## Technical Information

All product dimensions are nominal.

Installation: Undermount  
Min. base cabinet width: 36" (914 mm)

Bowl area (Left): Length: 14-5/16" (363 mm)  
Width: 17-1/4" (438 mm)  
Bowl depth: 9" (229 mm)  
Water depth: 9" (229 mm)

Bowl area (Right): Length: 14-5/16" (363 mm)  
Width: 17-1/4" (438 mm)  
Bowl depth: 9" (229 mm)  
Water depth: 9" (229 mm)

Number of deck holes: 5

Drain hole: 3-7/8" (98 mm)

Template: 1166727-7, required, included

## Notes

Install this product according to the installation instructions.