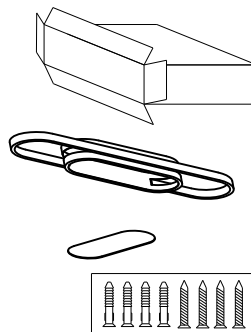


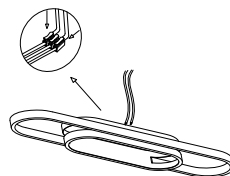


LED CEILING LIGHT

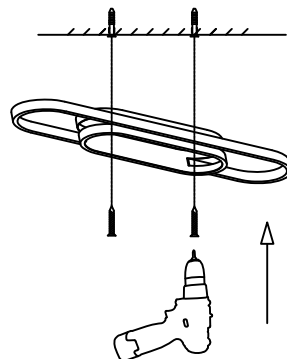
1 Open the package



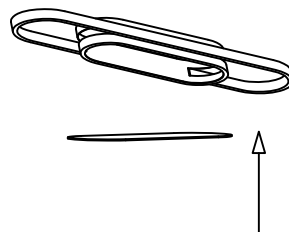
2 Connect the power cable



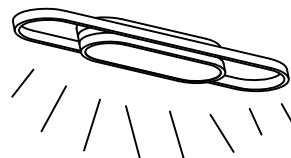
3 Fix the lamp body

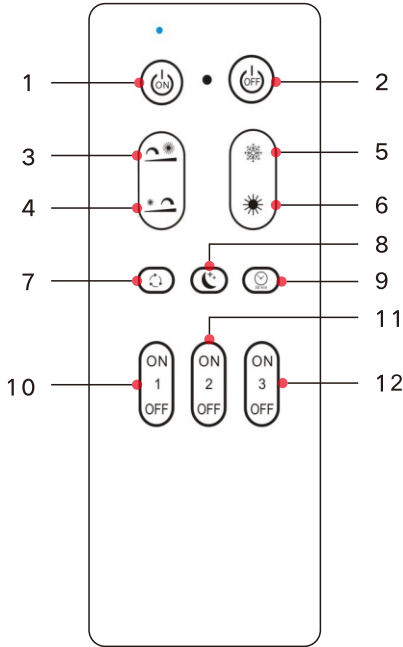
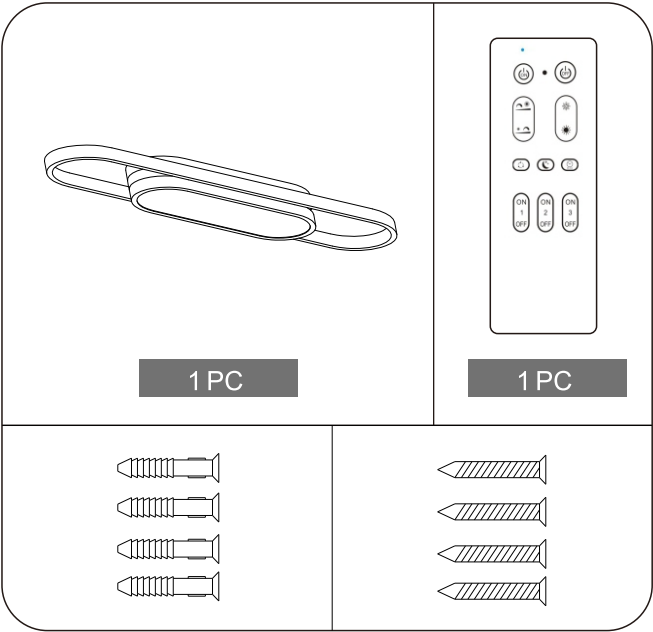


4 Install the lampshade



5 Installation complete





NOTICE:

This remote control does not contain batteries. Please insert 2x1.5V batteries before use.

EN

OPERATING INSTRUCTIONS

Thank you for your purchase! Before install the product, Please read this instruction carefully, and keep it for further reference.

1.PRODUCT PARAMETERS

Category	LED Ceiling Light - Dimmable
Size	700*160*H50mm
Wattage	24W
Luminous flux	2400lm
Color temperature	3000-6000K
Input Voltage	AC 110V
Color rendering index	≥80Ra
Working Temperature	-20~55°C
Lifespan	30000H
Certifications	CE ROHS

2.SAFETYTIPS

- The luminaires can only be installed and inspected by an authorized electrician.
- Do not touch when the lamp is lit.
- In the event of a malfunction, the power must be deactivated first! It should be specially maintained by an electrician or qualified personnel.

3.REMOTE CONTROL CODE MATCHING METHOD

- Code Matching: When the lamp is powered on, long press ON within 3 seconds. When the light flashes, the code matching is successful. Long press Group 1 ON, Group 2 ON, Group 3 ON respectively for grouping code matching.
- Code Clearing: When the lamp is powered on, long press OFF within 3 seconds. When the lamp flashes, the code is cleared successfully. Long press Group 1 OFF, Group 2 OFF, Group 3 OFF respectively for grouping code clearing.
- ALL ON / ALL OFF
ALL ON: Turn on all lights that have been coded.
ALL OFF: Turn off all lights that have been coded.
If you need to control one group of lights separately, you need to click ON of the group first.

1		Turn On / ALL ON
2		Turn Off / ALL OFF
3		Brightness +
4		Brightness -
5		Color Temperature +
6		Color Temperature -
7		Color Temperature Switch (3000K/4000K/6000K)
8		Night Light Mode
9		Timing: Auto turn off after 30 Mins
10	NO 1 OFF	Match Group 1
11	NO 2 OFF	Match Group 2
12	NO 3 OFF	Match Group 3