

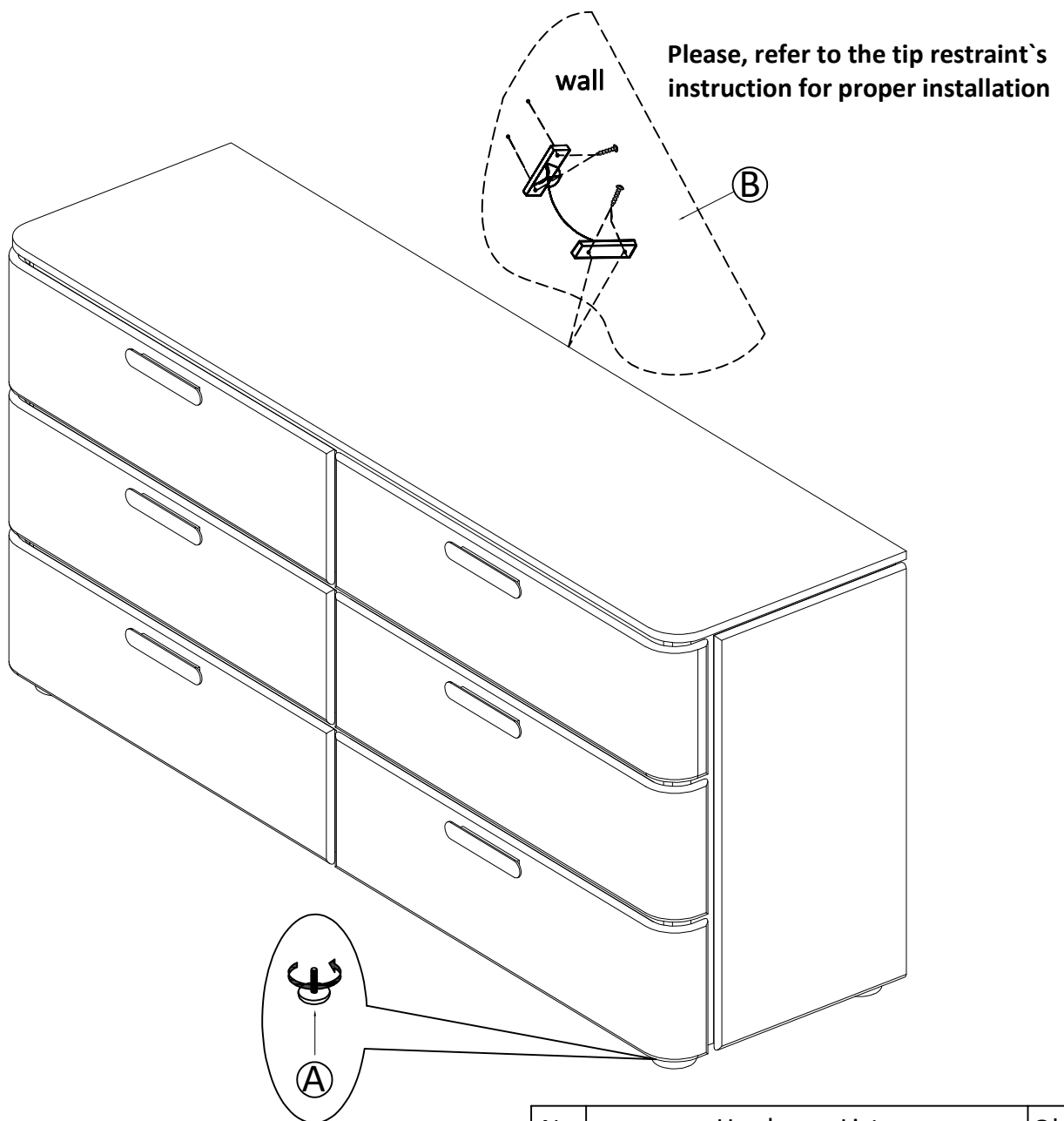
# B E R N H A R D T



**Assembly  
Instructions**

**Dresser**

**357-052**

Thank you for purchasing Bernhardt furniture. Please check all packing material to ensure proper assembly. Please read all instructions carefully before starting the assembly process. Some parts are large and heavy and require **AT LEAST TWO PEOPLE** to assemble, in order to prevent possible injury and / or damage to the piece.



No.	Hardware List		Q'ty
A		Adjustable glide $\text{\O}1/4''\times\text{L}20$	10
B		Tipping restraint	1

Cleaning instruction: Wipe surface to be cleaned with damp cotton cloth ; dry immediately with soft dry cotton cloth to remove all moisture .