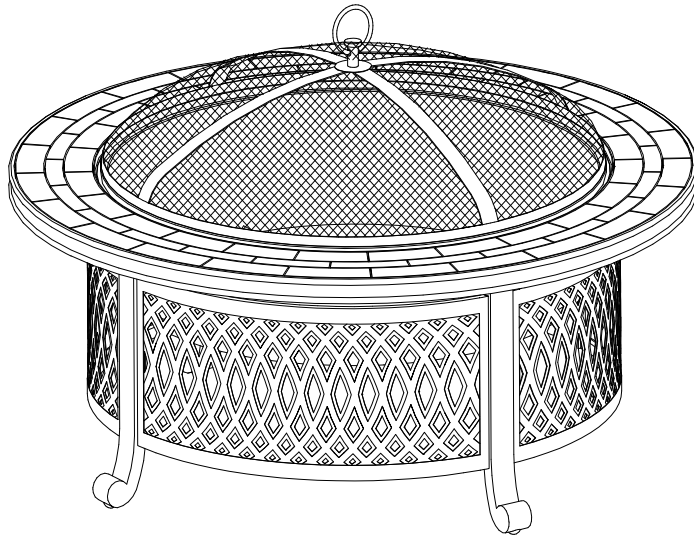


**ITEM/Article #: A301017500**



**WE HAVE YOU IN MIND, LET US SERVE YOU!**  
**Nous pensons en vous, laissez nous vous aider!**

Questions? Issues? / Questions? Problèmes?

**CONTACT US / Contactez-nous**

24 hours / 7 days a week

24 heures / 7 jours par semaine

Warranty Parts  
Liste des pièces  
sous garantie

[www.sunjoyonline.com](http://www.sunjoyonline.com)



[customer.care@sunjoygroup.com](mailto:customer.care@sunjoygroup.com)



A30101750021

Country of Origin: China

Numéro de fabrication: xxxxxxxxxx

# Warnings

**This fire bowl is intended for outdoor use only. NEVER LEAVE A FIRE UNATTENDED.**

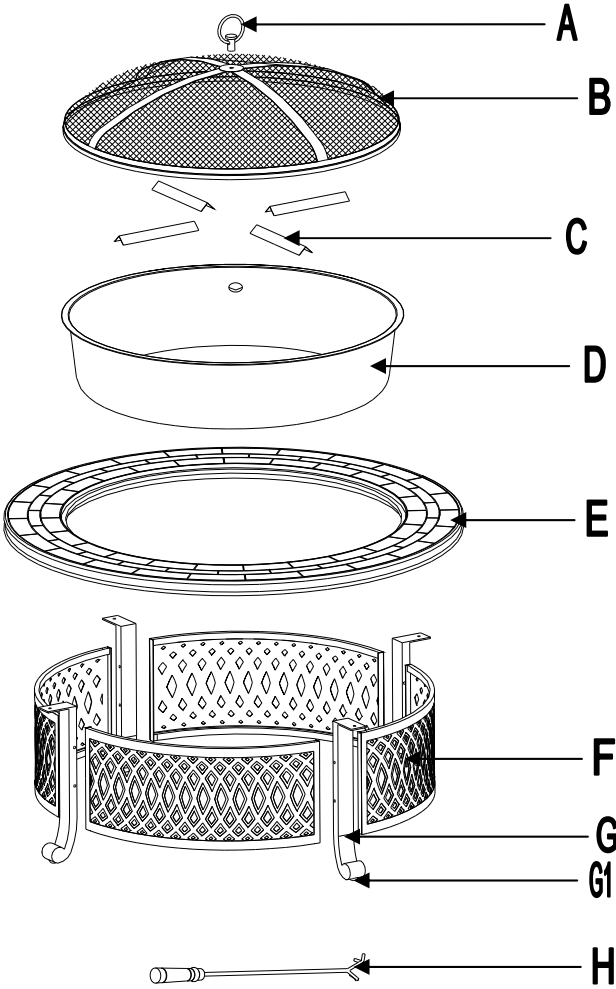
- DO NOT use the fire bowl to cook food. The fire bowl is not designed for grilling food.
- DO NOT allow children or pets near the fire bowl without supervision.
- DO NOT touch the surface of the fire bowl while in use as it may cause burns.
- NEVER burn in vehicles, tents or indoors. CARBON MONOXIDE HAZARD.
- Use a poker and / or heat-resistant gloves to open / close the mesh cover while in use.
- DO NOT use water to extinguish as this is dangerous and can cause damage to the fire bowl.
- Burn only untreated wood or fire logs in this fire bowl.
- DO NOT use gasoline or kerosene to start the fire in this fire bowl.
- Only place/use this fire bowl on stable and non-combustible surfaces.
- DO NOT attempt to move the fire bowl while it is hot or in use.
- Place the fire bowl no closer than 8' (2.4 m) from walls or combustibles during use.
- Adequate fire extinguishing material should be readily available.
- Always ensure that the mesh cover is secured over the fire bowl while in use.
- The poker handle may become hot during and after use.
- Check local fire regulations and municipal by-laws for information regarding the safe use of this fire bowl.
- NEVER leave a burning fire unattended when in use. Always extinguish fire completely before leaving it. DO NOT COVER THE UNIT UNTIL FIRE HAS BEEN EXTINGUISHED FOR 24 HOURS.



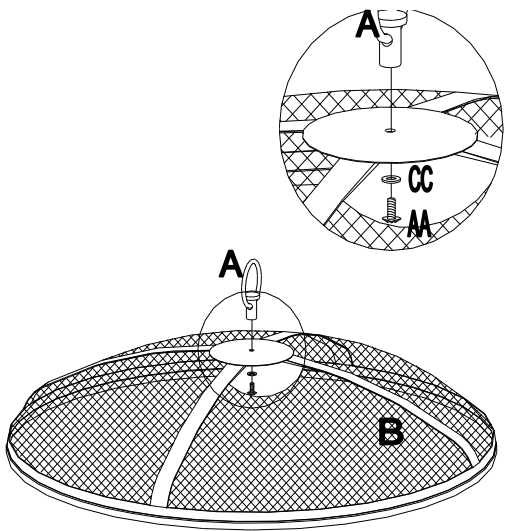
- [Referring to the above diagrams] Firelogs should fit well INSIDE the bowl, allowing the mesh-screen lid to fit securely and evenly. Logs should never be too many/too high, or sticking outside the perimeter of the bowl.
- Always use caution while using your firebowl.

PARTS LIST			
PART#	Part Number	DESCRIPTION	QTY
A	P005100274	Handle	1
B	P002600058	Mesh	1
C	P002800031	Grate	4
D	P002500127	Fire Bowl	1
E	P002100378	Table Top	1
F	P002400056	Panel	4
G	P005400474	Leg	4
G1	P005300064	Footpad (pre-attached)	4
H	P002700014	Poker	1

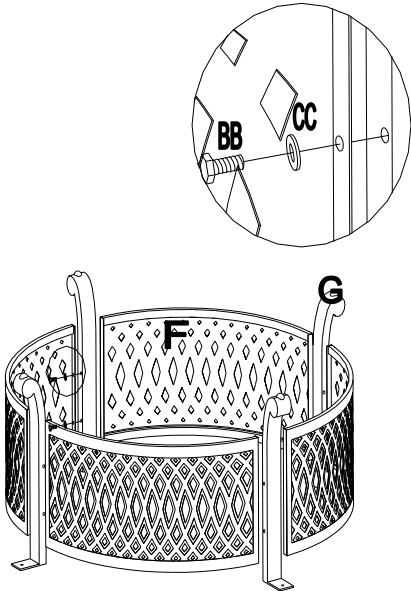
HARDWARE PACK			
PART#	Part Number	DESCRIPTION	QTY
AA	H010110005	M6*15 Bolt	1
BB	H010010079	M6*15 Bolt	28
CC	H050080001	M6 Washer	29
DD	H090010017	M6 Wrench	1



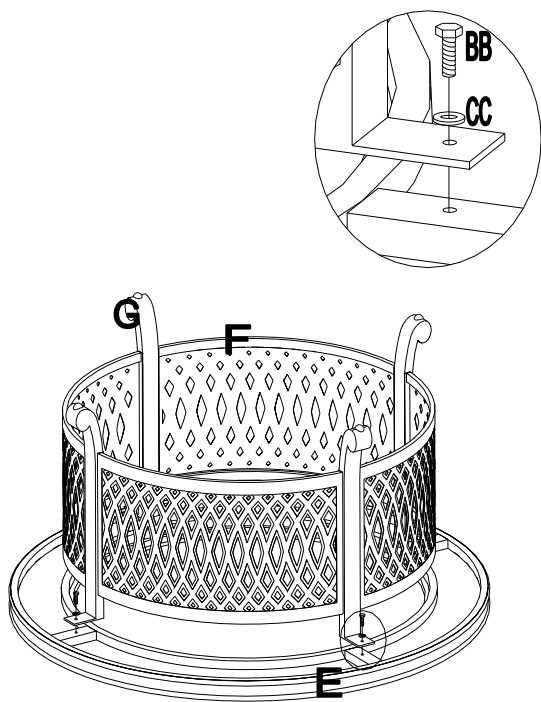
### ASSEMBLY STEPS



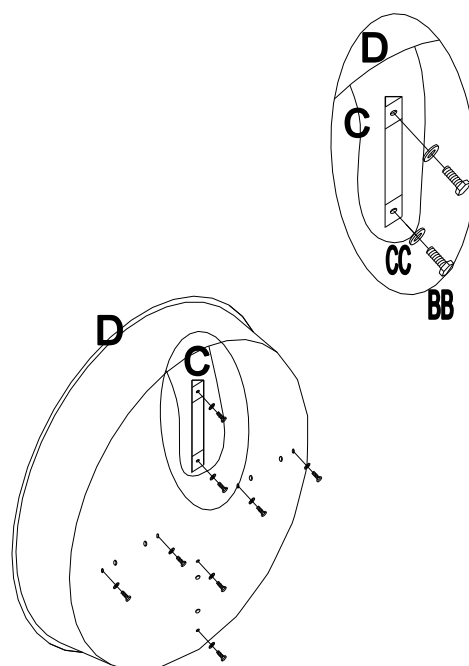
**Step 1:** Attach handle (A) to Mesh (B). Tighten with bolt (AA) and washer (CC).



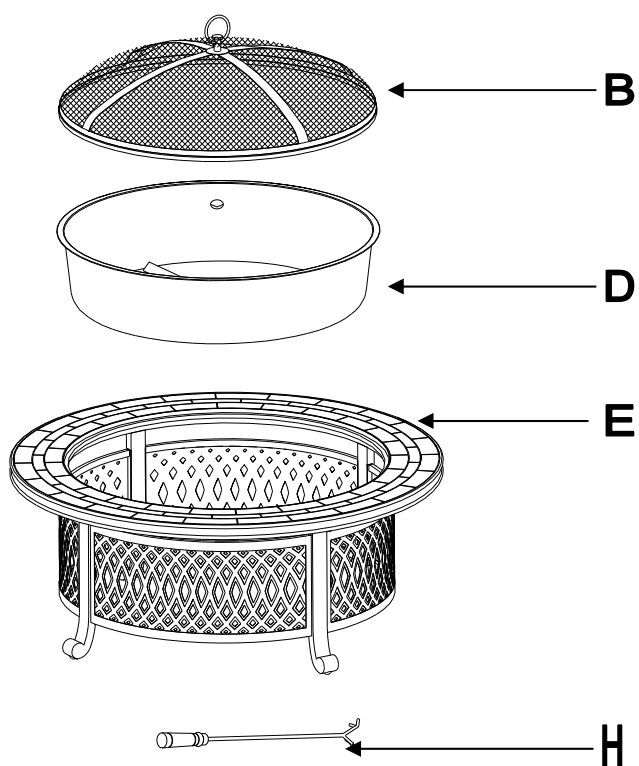
**Step 2:** Attach the Panel (F) with Leg (G) with bolt (BB) and washer (CC). Hand tighten only.



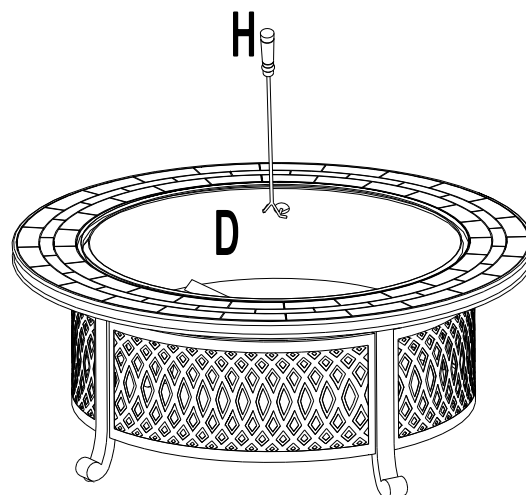
**Step 3:** Attach the Leg (G) with Table top (E) using Bolt (BB) and Washer (CC). Tighten the bolts with wrench.



**Step 4:** Put the Grate (C) and Fire bowl (D) in place as below, tighten with Bolt (BB) and Washer (CC).



**Step 5:** Turn over the whole assembled piece. Place Fire bowl (D) and Mesh (B) in order.



**Step 6:** Aim the Poker (H) to Fire bowl (D) side part hole, so the Poker (H) can be easily removed out.

## **Care & Maintenance**

Before using, clean the table completely with a soft dry towel. When not in use, wipe free of any dirt or loose objects, wash with a mild solution of soap and water; rinse thoroughly and dry completely.

Do not use strong detergent or abrasive cleaners. When not in use, recommend the use of patio furniture covers.

Steel components of garden accessories and furniture are treated with rust inhibiting paint. However, due to the nature of steel, surface oxidation (rusting) will occur if this protective coating is scratched.

To minimize this condition, it is recommended that care be taken when assembling and handling the product, in order to prevent the paint from being scratched.

Like all topical coatings, cleaning should be with a non-abrasive neutral pH cleaner.

## **Limited Warranty**

Sunjoy Group warrants to the original purchaser that this item is free from defects in workmanship and materials for a period of (6) months from the date of purchase, provided the item was factory-sealed at the time of purchase and is maintained with care and used only for personal, residential purposes. Should any manufacturing defect arise within this warranty period, Sunjoy Industries will repair or replace (at our option) any defective merchandise upon proof of purchase; however, transportation and delivery costs, as well as payments to a third party for assembly or disassembly of the item, remain the responsibility of the purchaser. A purchaser of an "open box," previously-returned, or "clearance" item, as well as original purchasers outside of the warranty period, may obtain replacement parts from Sunjoy Industries for products in current production, at nominal cost.

## **Exclusions**

Items used for commercial, contract, or other non-residential purposes, or items damaged due to acts of nature, vandalism, misuse, or improper assembly are not covered. Corrosion or rusting of hardware is not covered. Proof of purchase (dated register receipt) is required for warranty claims. Warranty is to the original purchaser and is non-transferable. Any replacement of warranted items will be in the original style and color, or a similar style and color if the original is unavailable or has been discontinued. As some states do not allow exclusions or limitations on an implied warranty, the above exclusions and limitations may not apply. This warranty gives you specific rights, and you may also have other rights, which vary from state to state.