



**INSTRUCTIONS D'ASSEMBLAGE
ASSEMBLY INSTRUCTIONS**

**TABLE A MANGER -
40"DIA / METAL CHROME / VERRE TREMPE 8MM**

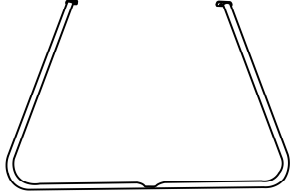
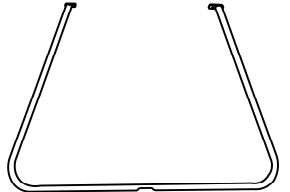

**DINING TABLE -
40"DIA CHROME WITH 8MM TEMPERED GLASS**



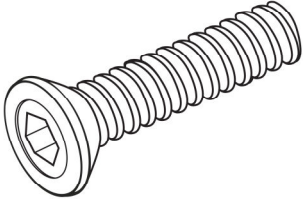
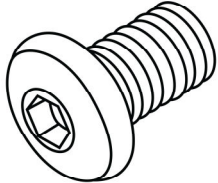
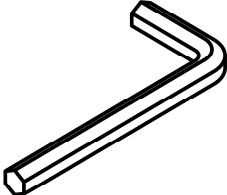
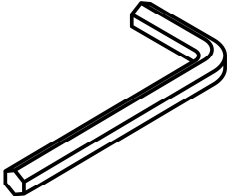
**POUR DE L'ASSISTANCE OU POUR COMMANDER
DES PIÈCES CONTACTEZ NOTRE DÉPARTEMENT
DE SERVICE À LA CLIENTÈLE.**

**FOR ASSISTANCE OR TO ORDER PARTS
CONTACT OUR CUSTOMER SERVICE DEPARTMENT**

LISTE DES PIÈCES PARTS LIST

PIÈCE / PART #	IMAGE	DESCRIPTION	QTY / QTÉ
1		TABLE LEG PATTE DE TABLE	1
2		TABLE LEG PATTE DE TABLE	1
3		GLASS TOP SURFACE EN VERRE	1

LISTE DES PIÈCES DE MONTAGE HARDWARE LIST

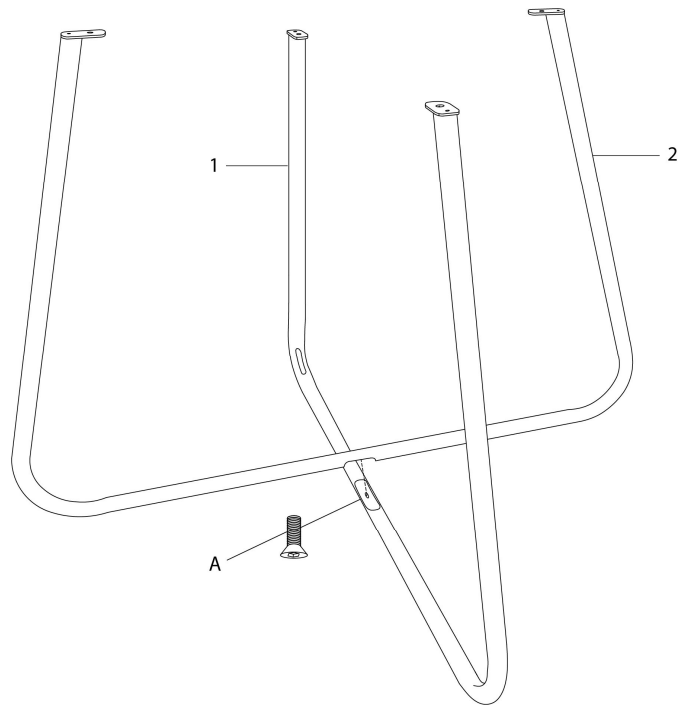
PIÈCE / PART #	IMAGE	DESCRIPTION	QTY / QTÉ
A		ASSEMBLING BOLT - Ø1/4" X 3/4" BOULON D'ASSEMBLAGE - Ø1/4" X 3/4"	1
B		ASSEMBLING BOLT - Ø3/8" X 3/8" BOULON D'ASSEMBLAGE - Ø3/8" X 3/8"	4
C		HEX KEY - M5 , 4M CLÉ HEXAGONALE - M5 , 4M	1
D		HEX KEY - M4 , 3M CLÉ HEXAGONALE - M4 , 3M	1



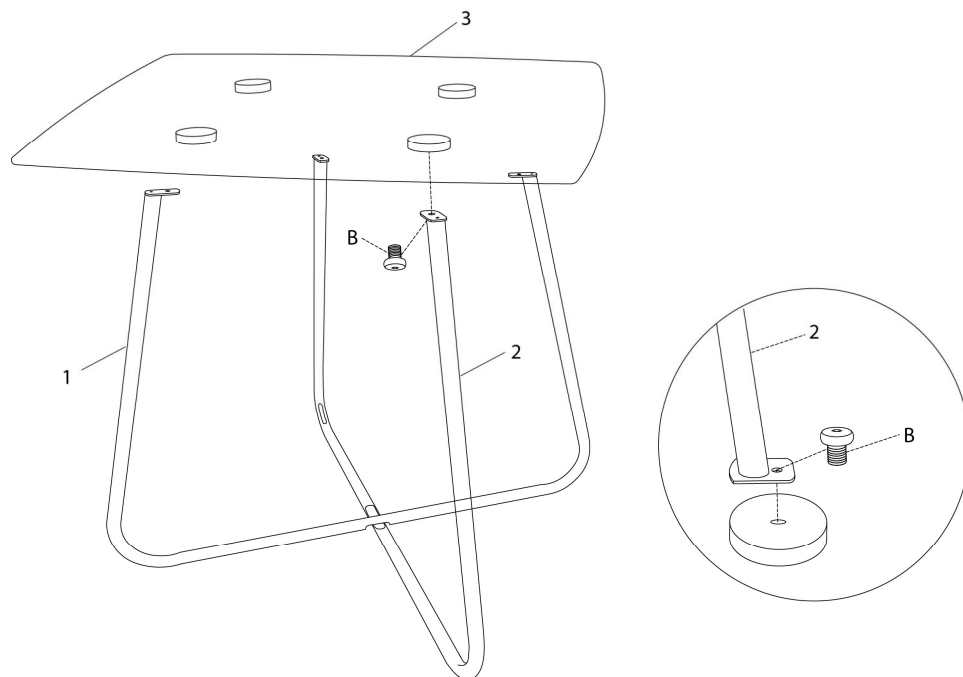
OUTIL DE VÉRIFICATION DE DIMENSIONS DES PIÈCES
HARDWARE DIMENSIONS VERIFICATION TOOL



ÉTAPE / STEP 1



ÉTAPE / STEP 2



ÉTAPE / STEP 3

