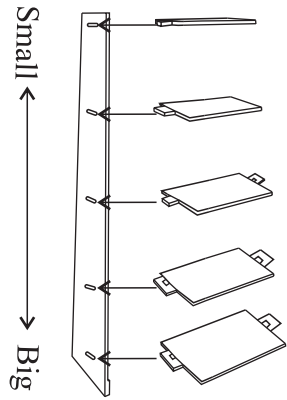


# Assembly Instructions For Solid Acacia Bookcase 5 Tier

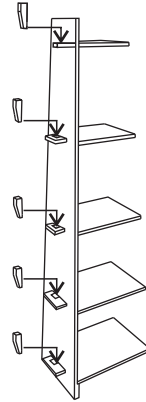
## Step - 1

Two people are required for assembly. Take one side panel and align shelves small on top to large on bottom



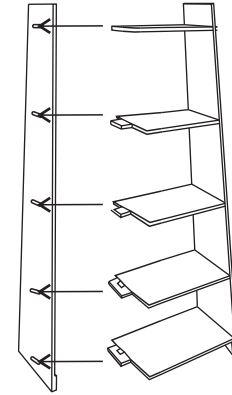
## Step - 2

Insert locks into each shelf to hold in place.



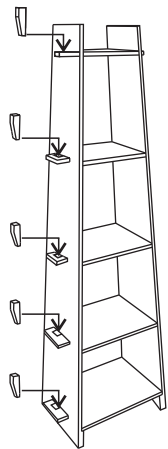
## Step - 3

Take the other side panel and align the shelves and insert them all at the same time.

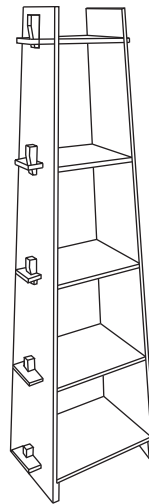


## Step - 4

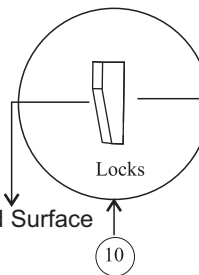
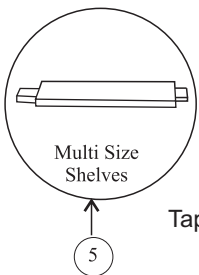
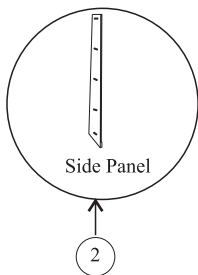
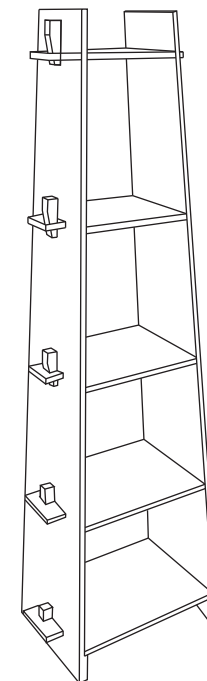
Insert locks into each shelf to hold in place. Make sure to use ample pressure on each lock to make bookcase properly stable.(if the bookcase shifts side to side keep pushing locks down.



## Step - 5



Assembled View.



Tapered Surface

Flat surface to be towards the side of the bookshelf and Tapered side facing away from the bookshelf.

19x14x68.75"		
--------------	--	--

S.R. No.	Part	Qty.
1	Side Panel	2
2	Multi Size Shelves	5
3	Locks	10