










# Assembly & Disassembly Instructions For Wardrobe

PARTS	PCS	LEGGEND	PARTS	PCS	LEGGEND
①	101+2	 39 cm	A	20+1	
②	10	 11cm	B	26+1	
Coat hanger	2	 39CM	C	4	
Foot set	10		Cloth cover	1	
Long net	21	 34X44CM			

