






ASSEMBLY INSTRUCTION

DESCRIPTION FULL BED

NO.	Hardware List			Q'ty
1		JCBC bolt	5/16"x75mm	8
2		Flat Washer	5/16"x19x2mm	8
3		Spring Washer	5/16"	8
4		JCBC Bolt	5/16"x13mm	8
5		Allen Wrench	12.8mm	1

Part List	Headboard (A)	Footboard (B)	Side Rail (C)	Slat (D)	Support Slat (E)
Full Bed	1	1	2	4	4
	