


THE INSTALLATION GUIDE


BAMBOO-SHAPED FLOWER STAND

BAMBOO/ORIGINAL LIFE/SMALL FURNITURE

SIMPLE COMPOSITION



Start to assemble  Please wear gloves when installing flower racks





① Take out the layers of plates




② Take out the side bracket and install the screws as shown in the figure (Note hole alignment)




③ Remove two layers of plates and screws and install as shown



④ Take out the three layers of plates and screws and install them as shown in the figure



⑤ Finally, take out four layers of plates and screws and install them as shown in the figure



⑥ Hope you have a pleasant planting