
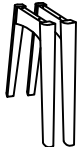
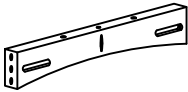
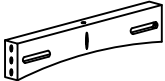









Product Assembly Instructions

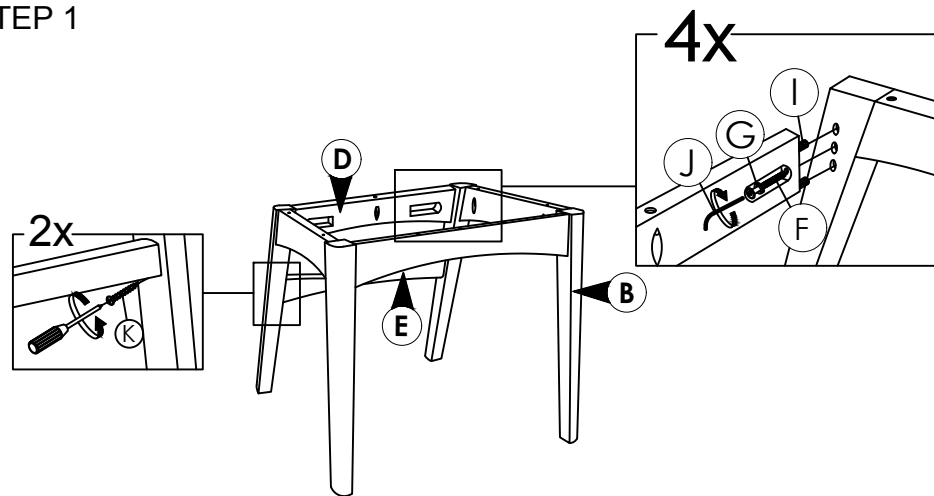
PART LIST

 A : CUSHION SEAT x1	 B : CHAIR LEG (L & R) x2	 C : FRONT RAIL (LONG) x1
 D : BACK RAIL (SHORT) x1	 E : STRETCHER x1	

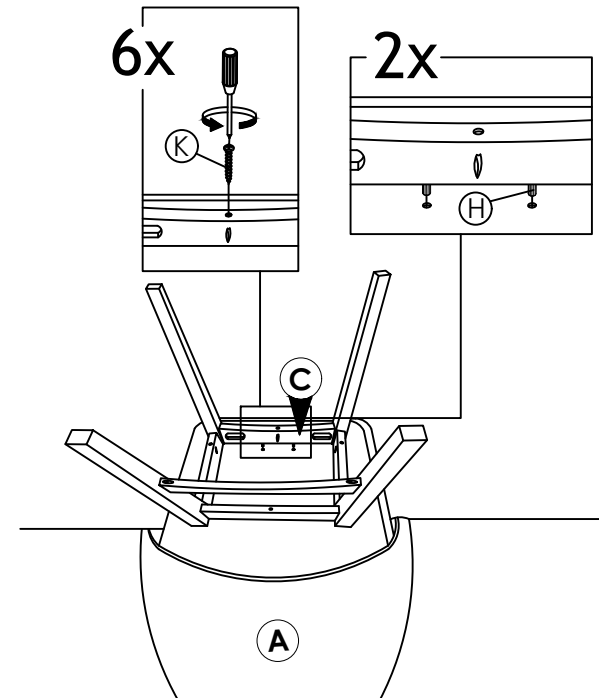
HARDWARE LIST

 F : JCBC SCREW M6 x 50MM x4	 G : SPRING WASHER 1/4" x4	 H : WOOD DOWEL DIA 8 x 25MM x2
 I : WOOD DOWEL DIA 8 x 35MM x8	 J : ALLEN KEY M4 (BALL SHAPE) x1	 K : PAN HEAD WOOD SCREW M5 x 38MM x8


STEP 1



STEP 2



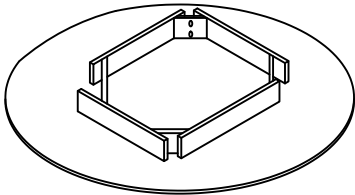
STEP 3



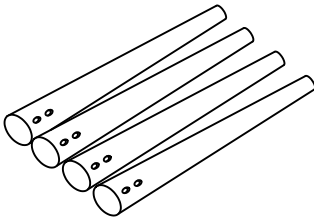
ASSEMBLY COMPLETED

Product Assembly Instructions

PART LIST



A: TABLE TOP x1



B: TABLE LEG x4

HARDWARE LIST



C: JCB SCREW M8 x 70mm x8



D: SPRING WASHER 5/16" x8


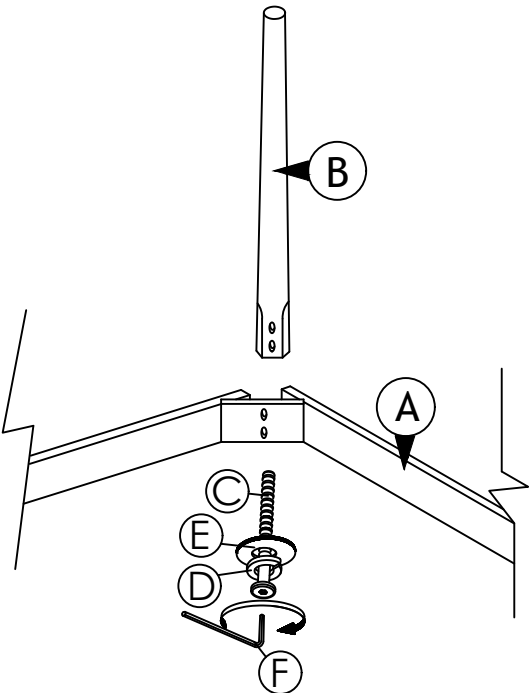


E: FLAT WASHER 5/16" x8



F: ALLEN KEY M5 x1

STEP 1



ASSEMBLY COMPLETED