

ASSEMBLY INSTRUCTION

Friendly Reminder:

- 1.This sofa is packed in 2 boxes. please assemble it After all boxes are received.
- 2.As the cushions are all vacuum compressed, there will be some wrinkles.please give your cushions up to 72 hours to reach its original size and the wrinkles will basically disappear.
- 3.Please do not open the compressed packags until your sofa frame is completely assembled.
















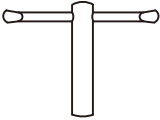
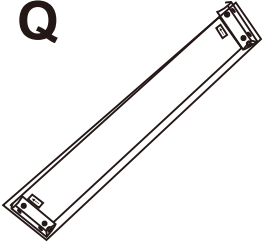
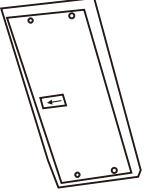






Return & Warranty policy:

- We strive to offer the highest quality products, and we also try our best to satisfy each and every customer that orders from us with replacement parts or service as needed.
- If the item is damaged or defective , please take photos as evidence for replacements and

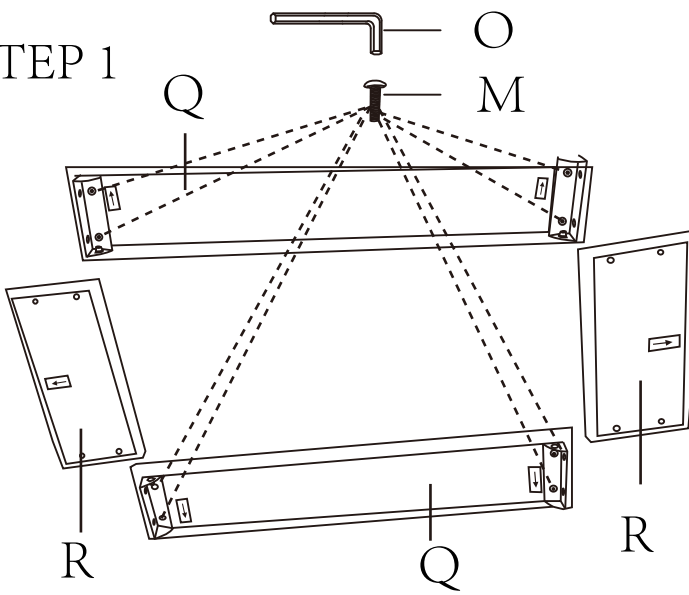
Assembly Instructions

Parts List

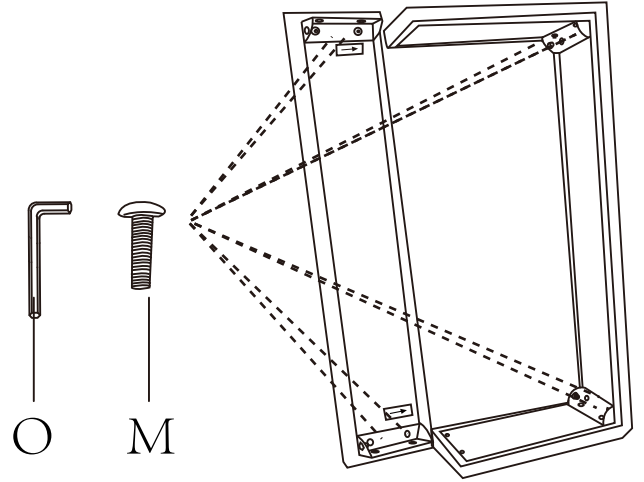
<p>A</p>  <p>Sofa 2pcs</p>	<p>B</p>  <p>Armrest bag 2pcs</p>	<p>C</p>  <p>Sofa cushion 2pcs</p>	<p>D</p>  <p>Backrest 2pcs</p>	
<p>E</p>  <p>Pillow 2pcs</p>	<p>F</p>  <p>Lumbar pillow 2pcs</p>	<p>G</p>  <p>Leg 16pcs</p>	<p>H</p>  <p>Footrest bag 2pcs</p>	
<p>Y</p>  <p>Hardware connectors 4pcs</p>	<p>J</p>  <p>Nut 18pcs</p>	<p>K</p>  <p>Iron gasket 20pcs</p>	<p>L</p>  <p>8X60 Bolt 2pcs</p>	
<p>M</p>  <p>M6X20 Bolt 32pcs</p>	<p>N</p>  <p>8X60 Bolt 16pcs</p>	<p>O</p>  <p>Hexagon wrench 1pc</p>	<p>P</p>  <p>Cross socket wrench 1pc</p>	<p>Q</p>  <p>2pcs</p>
<p>R</p>  <p>2pcs</p>	<p>S</p>  <p>Arm 2pcs</p>	<p>T</p>  <p>16pcs</p>	<p>U</p>  <p>Baseboard 2pcs</p>	<p>V</p>  <p>Back cushion 2pcs</p>

Assembly Steps

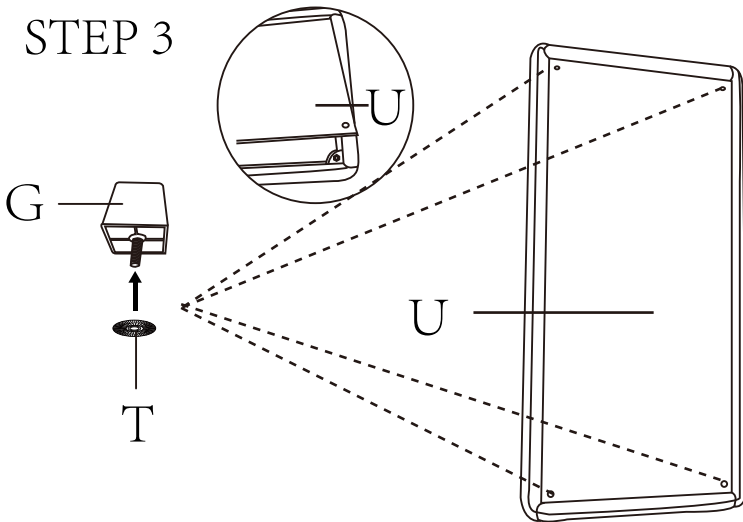
STEP 1



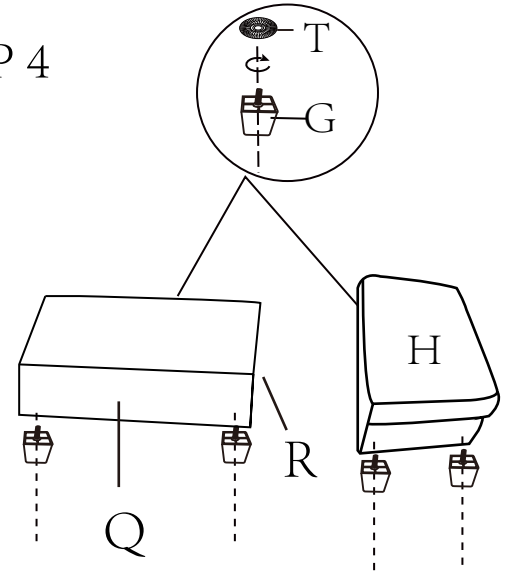
STEP 2



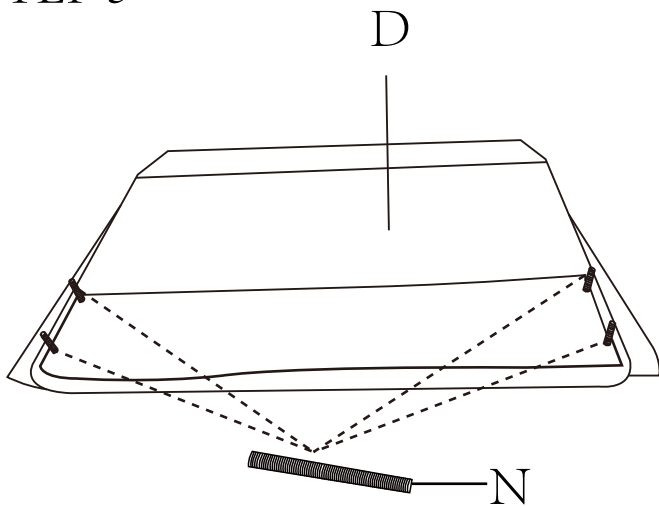
STEP 3



STEP 4

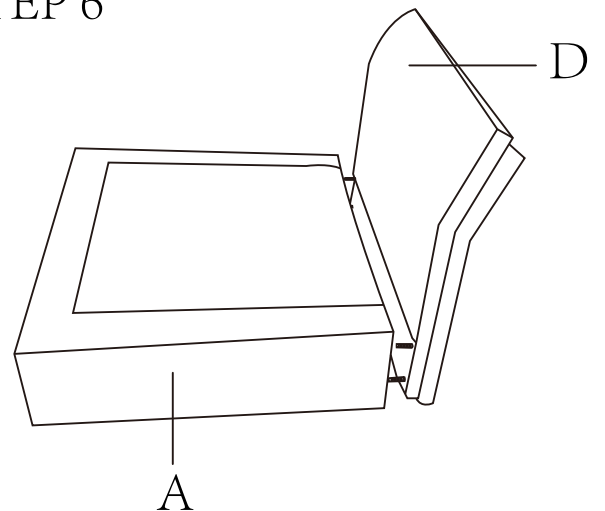


STEP 5



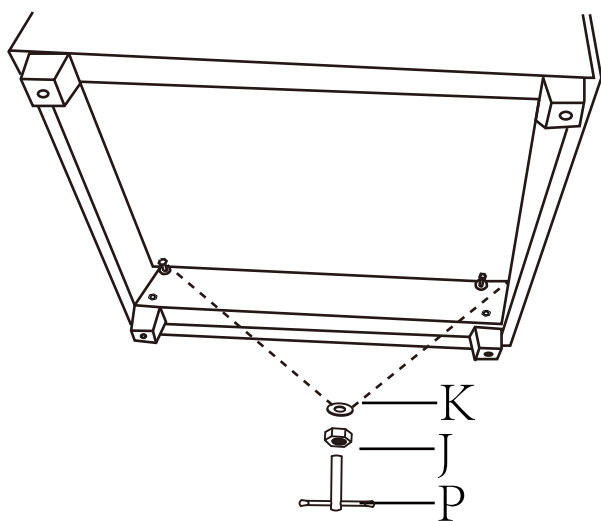
Tighten the screws 50%

STEP 6

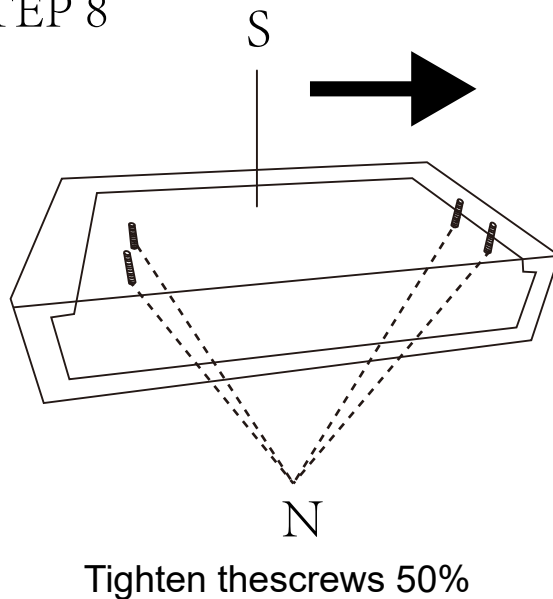


Confirmed the alignment of the holes, please fully tighten the screws.

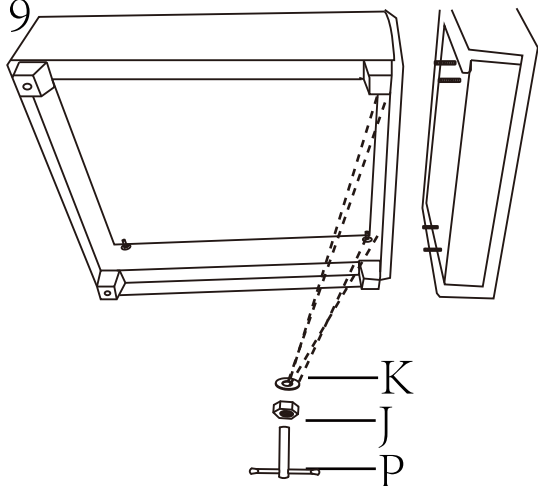
STEP 7



STEP 8

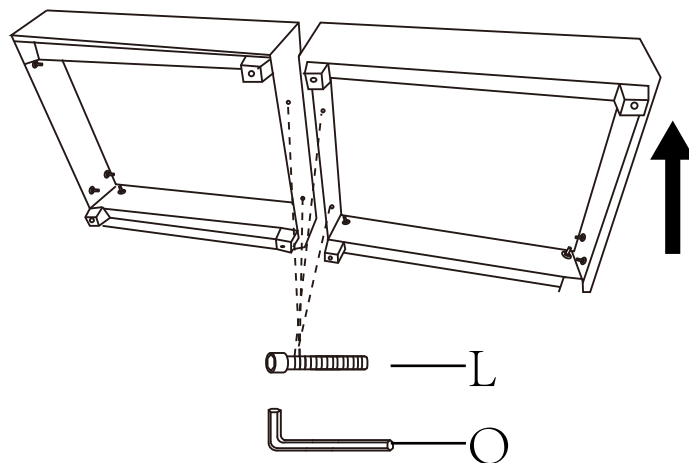


STEP 9

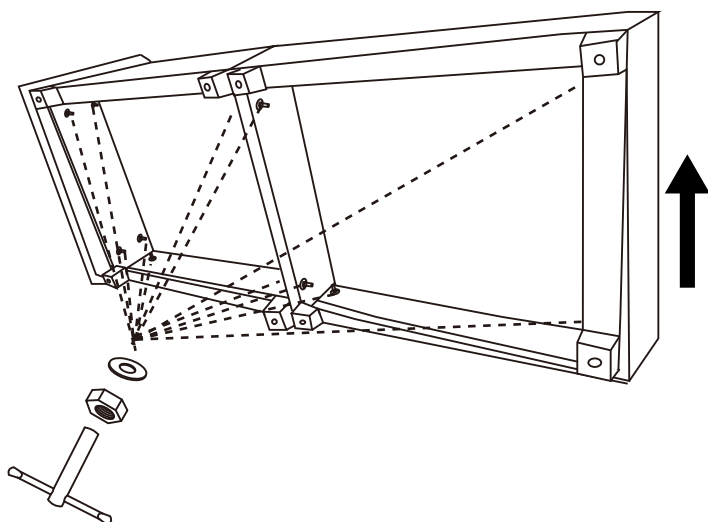


Confirmed the alignment of the holes, please fully tighten the screws.

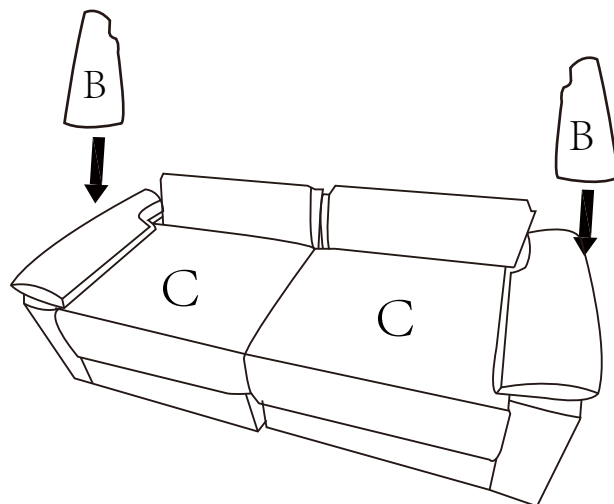
STEP 10



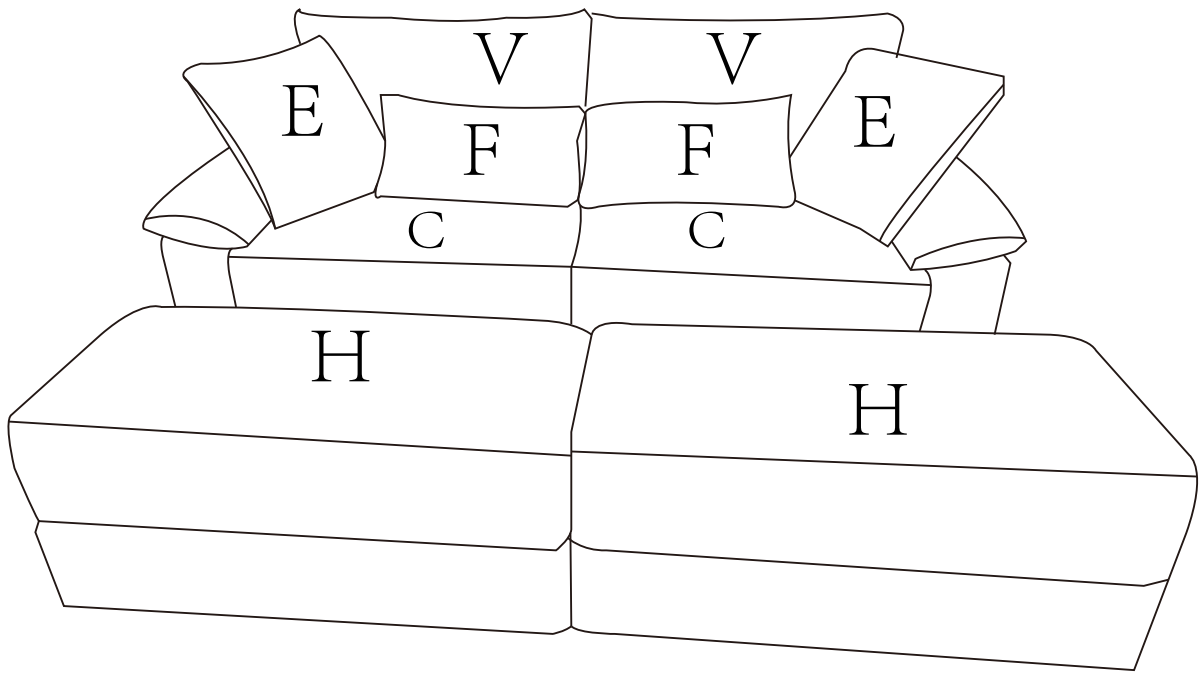
STEP 11



STEP 12




STEP13




Tips:

1. The sectional sofa comes in 2 separate boxes, might be delivered at different times.
Please wait several days patiently.
2. Due to differences of light effects, the actual color of the materials might be slightly different from the pictures.
3. Due to package compression for better shipment, the fabric may have wrinkles.
4. Please take all packages out and pat every part to make it rebound better and fluffy, so that it can restore to picture-like status.
5. Please keep children away from the plastic bags.



1. Repeatedly tap the sides and front and back to make it rebound better and fluffy.
2. Knead your cushion like giving your cushion a massage while allowing the air to flow through the foam.



72h

It might takes up to 72 hours.