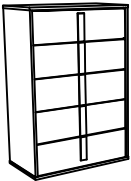




ASSEMBLY INSTRUCTIONS

**MODEL : 0407A
B780 CHEST**


(BOX 1)

BOX OF CHEST

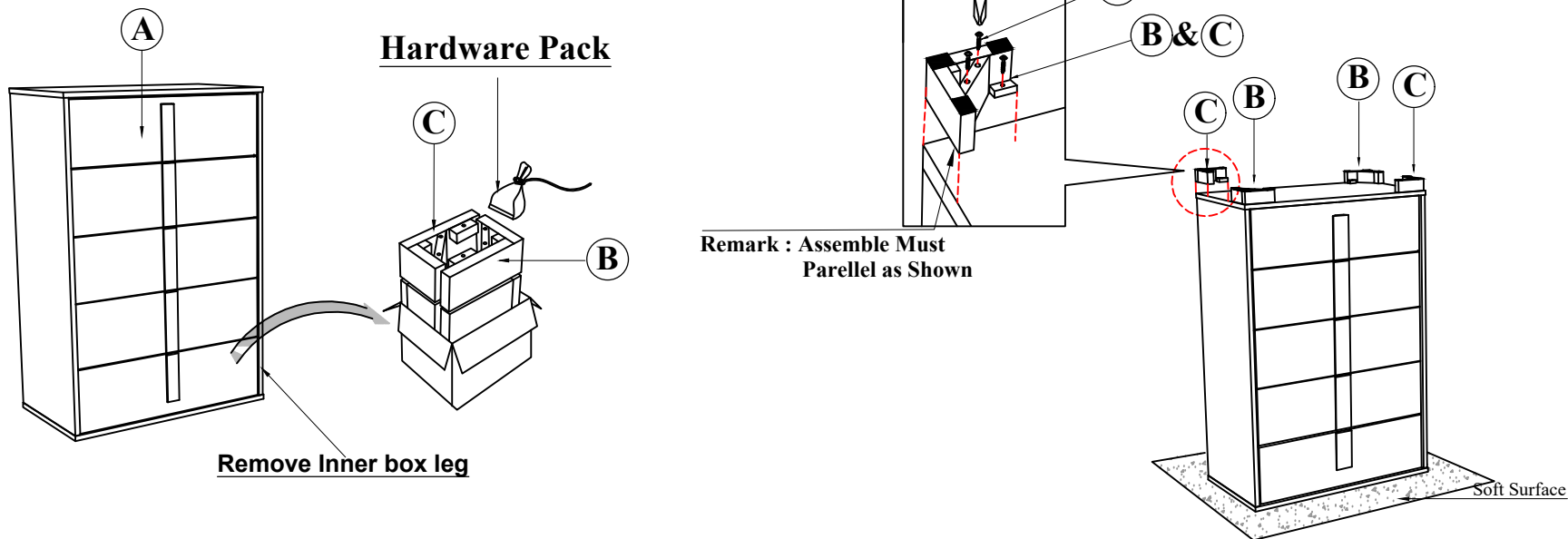
NO	ITEM	QTY
	CHEST	
A		1 pc
B	KD LEG LEFT 	2pcs
C	KD LEG RIGHT 	2pcs

(BOX 1)


HARDWARE LIST

NO	ITEM	QTY
	Csk m4 x 28mm Rbw	
1		12 pcs

STEP 1 : Pull the bottom drawer and take out the KD leg carton (B & C). Assemble the KD leg (B & C) with CSK Screw(1) and securing with screw driver as shown.



6 / 8



COMPLETED ASSEMBLY

NOTE : MUST TIGHTEN SCREWS **PERIODICALLY** WITH USE SCREW WILL BECOME LOOSE CHECK TIGHTNESS OF ALL SCREW EVERY 6-8 WEEKS.