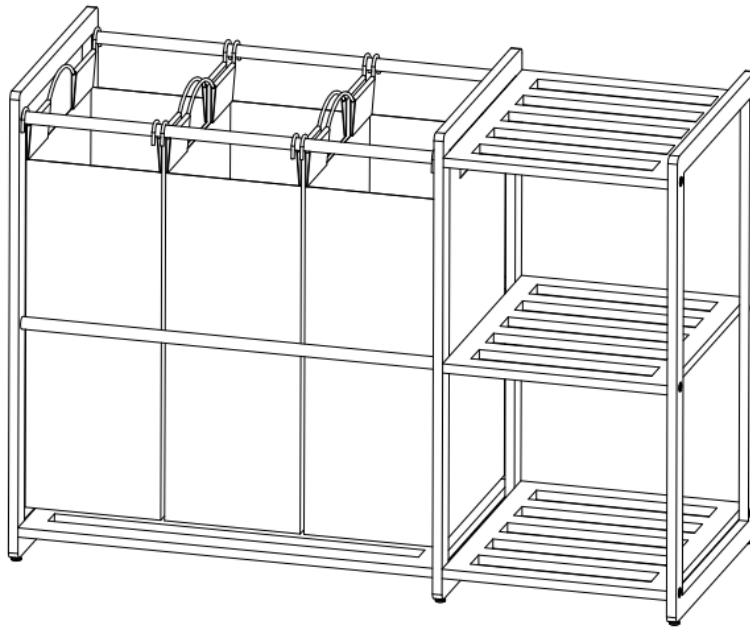


OWNER'S MANUAL



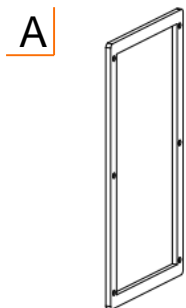
3-Bag Bamboo Laundry Station

PARTS LIST

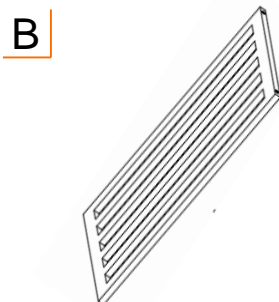
Your 3-Bag Bamboo Laundry Station should include the following parts. Please inspect box contents to ensure you have received all components.

If you are missing any parts, need assistance with assembly or have questions, please contact Customer Service. Parts can also be requested online.

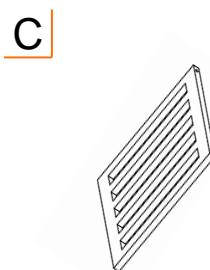
All tools required for assembly are included.



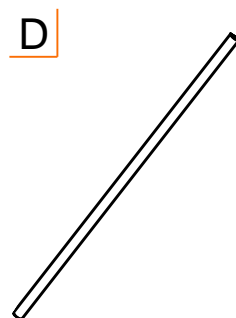
BAMBOO FRAME (3)



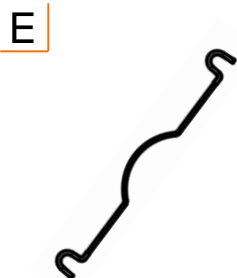
BOTTOM SHELF (1)



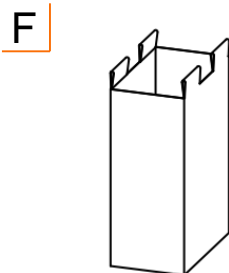
SIDE SHELF (3)



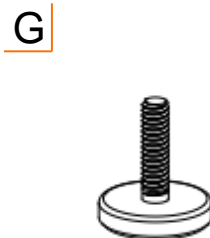
POLE (4)



**LAUNDRY BAG
HANDLE (6)**




LAUNDRY BAG (3)



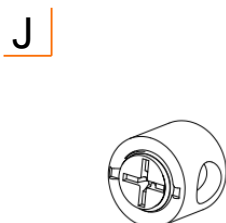
FEET LEVELER (6)




SCREW (12)



**CONNECTOR
SCREW (6)**



CAM LOCK (6)



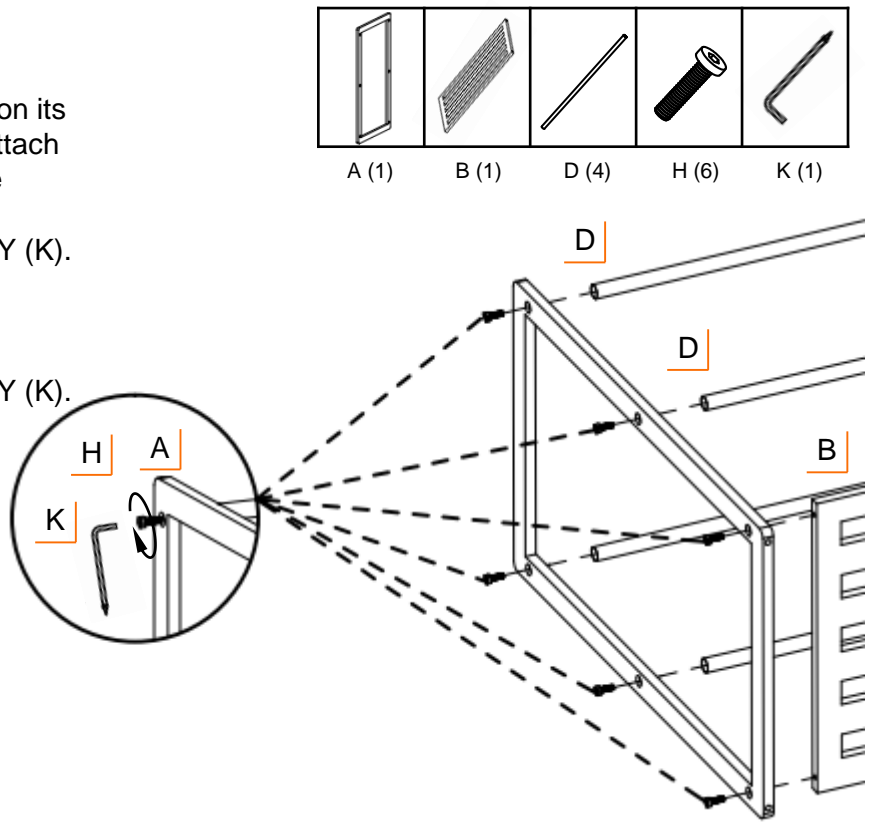
HEX KEY (1)

ASSEMBLY INSTRUCTIONS

STEP 1

Lay the BAMBOO FRAME (A) on its side with the logo facing out. Attach the BOTTOM SHELF (B) to the BAMBOO FRAME (A) using SCREWS (H) and the HEX KEY (K).

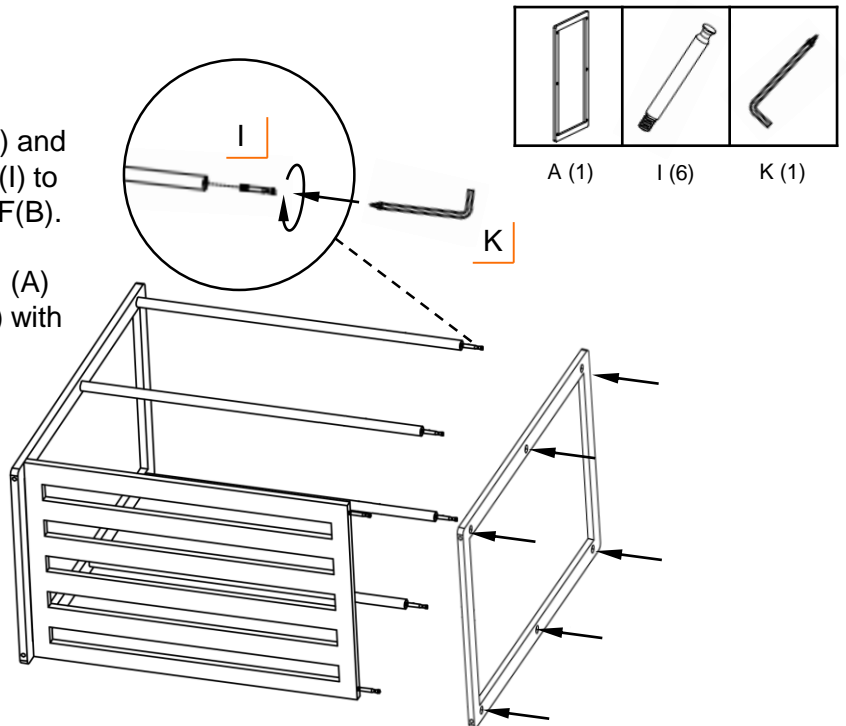
Then attach POLES (D) to the BAMBOO FRAME (A), using SCREWS (H) and the HEX KEY (K).



STEP 2

Use a Phillips end of Hex Key (K) and fasten CONNECTOR SCREWS (I) to POLES (D) and BOTTOM SHELF (B).

Install second BAMBOO FRAME (A) over CONNECTOR SCREWS (I) with the logo facing out.



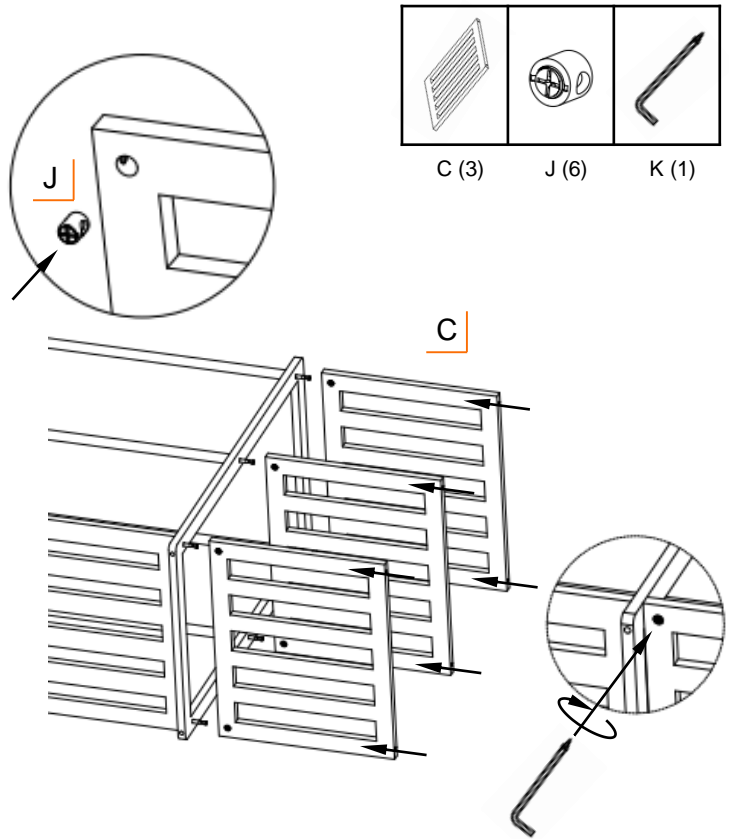
ASSEMBLY INSTRUCTIONS

STEP 3

Insert the CAM LOCKS (J) into the SIDE SHELVES (C) with the opening for Cam Lock screw facing out and so that the CONNECTOR SCREWS (I) can go through the opening. (Unscrew the Cam Lock screw if necessary.)

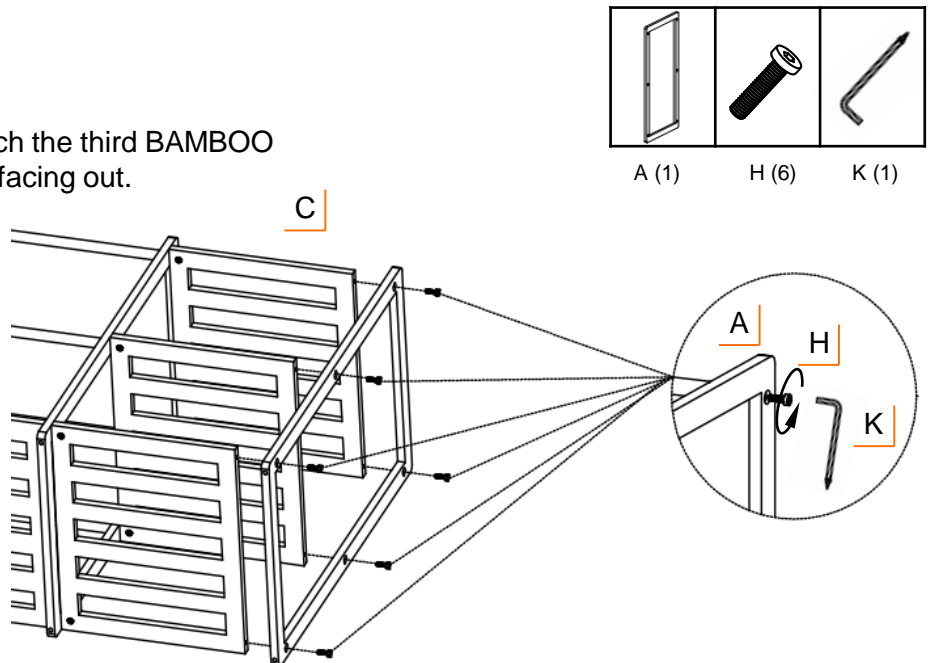
Starting at the top, slide each SIDE SHELF (C) onto CONNECTOR SCREWS (I). Adjust the CAM LOCKS (J) if necessary.

Use Phillips end of the Hex Key (K) to tighten screw at the bottom of each CAM LOCK (J) to lock the SIDE SHELF (C) securely.



STEP 4

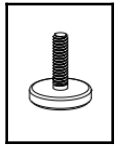
Using SCREWS (H), attach the third BAMBOO FRAME (A) with the logo facing out.



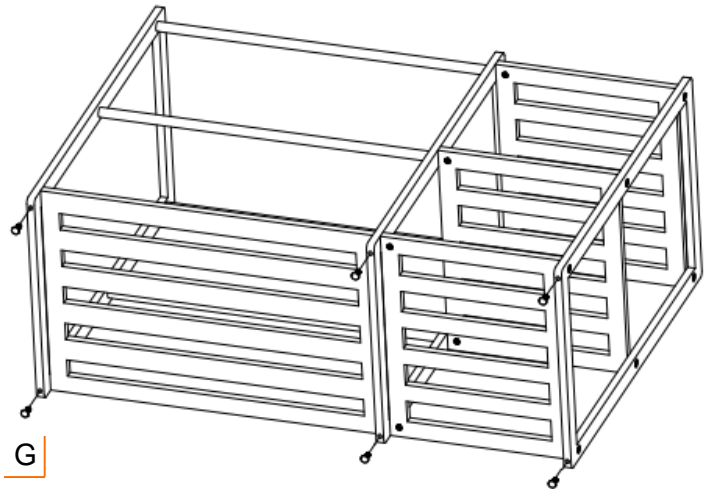
ASSEMBLY INSTRUCTIONS

STEP 5

Screw in FEET LEVELERS (G) to the bottom of each SIDE FRAME (A). Carefully stand the Laundry Station upright and adjust the FEET LEVELERS (G) until the Laundry Station is level.



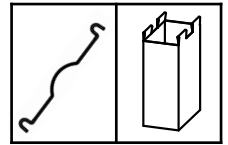
G (6)



STEP 6

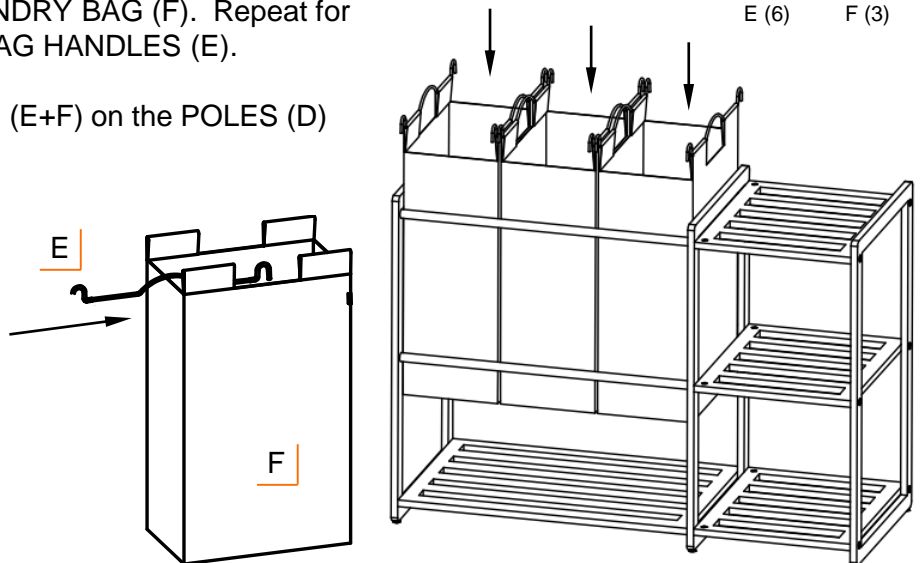
Insert the LAUNDRY BAG HANDLE (E) through the loops at the top of the LAUNDRY BAG (F). Repeat for remaining (5) LAUNDRY BAG HANDLES (E).

Hang the LAUNDRY BAGS (E+F) on the POLES (D) as shown in the diagram.



E (6)

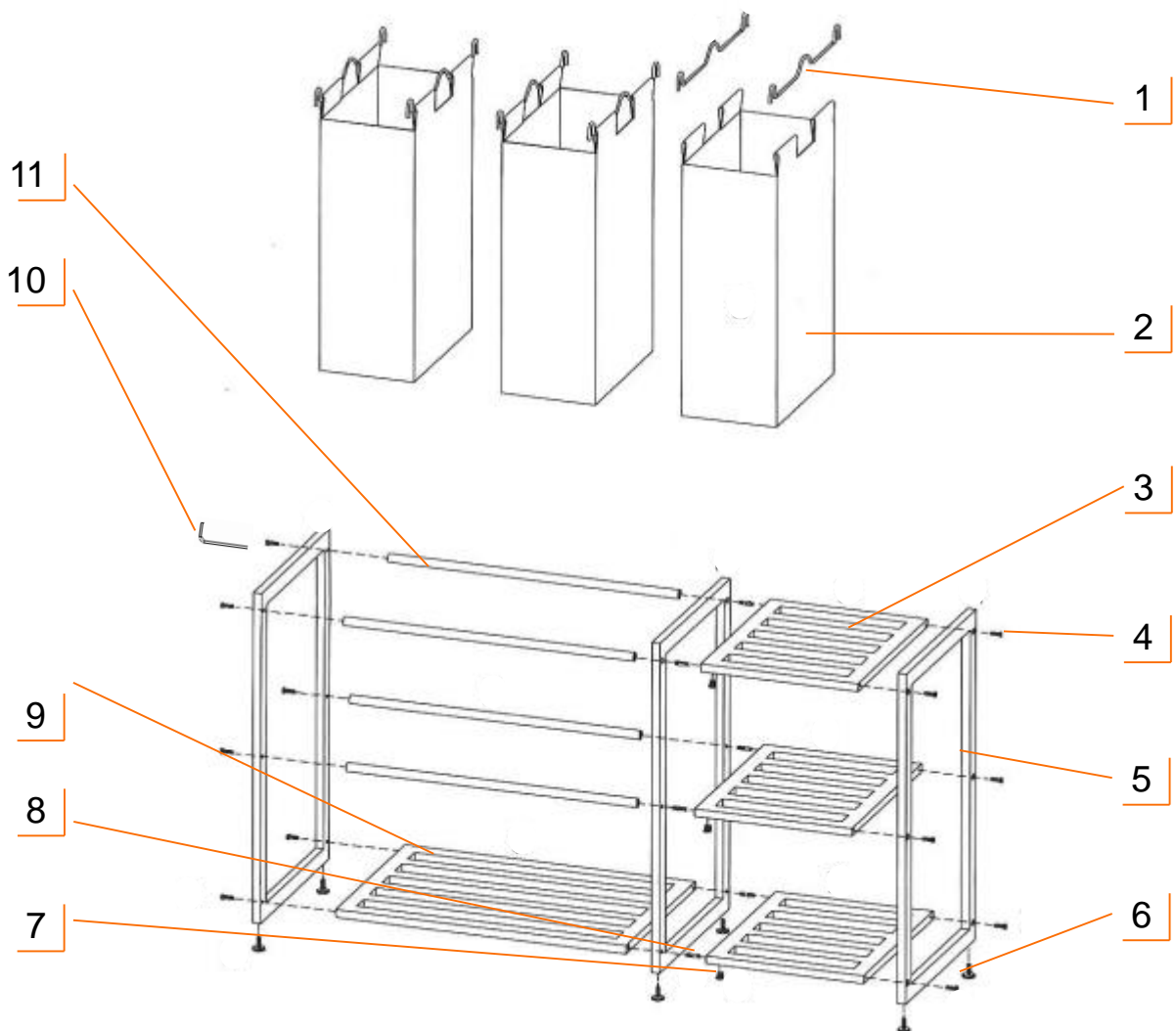
F (3)



SERVICE PARTS LIST

Customer Service provides the following replacement parts:

Description		Description
1)	Handle	7) Cam Lock
2)	Laundry Bag	8) Connector Screw
3)	Side Shelf	9) Bottom Shelf
4)	Screw	10) Hex Key
5)	Bamboo Frame	11) Pole
6)	Feet Leveler	



WARNINGS

1. **Read and understand all instructions.** Failure to follow all instructions may result in injury and/or damage.
2. **The warnings, cautions, and instructions discussed in this manual cannot cover all possible conditions or situations that may occur.** The user must always be aware of their environment and ensure that they use the product in a safe and responsible manner.
3. **Do NOT modify the product in any way.** Unauthorized modification may impair the function and/or safety of the product, and may affect the life of the product.
4. **Check for damaged parts.** Before using this product, carefully check that all parts are in good condition, and that the product will operate properly and perform its intended function. Check for damaged parts and any other conditions that may affect the operation of this product. Replace damaged or worn parts, and never use this product with a damaged part.
5. **Do NOT overload the product.**

Weight capacity per bag	15 lb
Total weight capacity of sorter	66 lb

6. **Do NOT stand on the bottom shelf.**

CARE AND MAINTENANCE

- Laundry Bags are made of 100% cotton, and are fully washable.
 - Machine wash warm
 - Tumble dry low
 - Do not bleach
- Laundry bag handles **MUST** be removed before washing.
- Bamboo can be maintained with mineral oil for best results.
- Avoid harsh, abrasive cleaners, and other corrosive chemicals.

PRODUCT REGISTRATION

Thank you for purchasing a 3-Bag Bamboo Laundry Station. In order to register your product and receive streamlined customer service, please fill out the following Product Registration Form and (1) fax the form (2) complete the Product Registration Form online or (3) scan and email the form. Include a copy of your original receipt with your submission.

First Name: _____ Last Name: _____

Address: _____

City: _____ State: _____ Zip Code: _____

Email Address: _____ Phone: _____

Product Model #: _____ Purchase Date: ____ / ____ / ____

Location of Purchase: _____

Please rate the importance of each feature (1=least important; 10=most important)

Quality ____ Price ____ Size/Capacity ____ Appearance ____ Other ____

How did you hear about our product?

- ☐ Magazine Ad ☐ Catalog ☐ Salesperson ☐ Word of Mouth
☐ Internet ☐ Store Display ☐ Other

Marital Status: ☐ Single ☐ Married

Household Income: ☐ Below \$50,000 ☐ \$50,000-\$150,000 ☐ \$150,000+

Education: ☐ High School ☐ College ☐ Graduate School

Primary Residence: ☐ Own ☐ Rent

Comments/Suggestions: _____



1 YEAR LIMITED WARRANTY

3-Bag Bamboo Laundry Station

We warrant to the original consumer purchaser (“Purchaser”) of the 3-Bag Bamboo Laundry Station (“Product”) that each Product shall be free from defects in workmanship and materials for a period of 1 year from the date of original purchase. Our obligation under this warranty shall be limited to repair or replacement of, or adequate compensation for the Product which shall not be greater than the amount of the purchase price of the Product, at the option of us, during the warranty period. All replaced parts and Products become the property of us and must be returned to us.

This warranty excludes normal wear and tear of the Product and its parts or components, and damage arising from any of the following: negligent use or misuse of the Product, use contrary to this User’s Manual, or alteration by any one other than us. The warranty period of 1 year shall not be extended or renewed by the repair or replacement of, or compensation for, the Product. Any warranty implied by applicable law is limited in duration to one year from the date of purchase and is subject to the same conditions and limitations as is provided for our express warranty.

Except as set forth herein, and to the extent of applicable there are no warranties on this Product either express or implied, and we disclaim all warranties including, but not limited to, any implied warranties of merchantability, infringement or fitness for a particular purpose. No warranty or guarantee given by any person, firm, or corporation with respect to this product shall be binding on us.

If your Product is defective or otherwise requires service or parts, please call Customer Service toll-free between 8:00 a.m. and 5:00 p.m. Please tell us which model you purchased, the date of the purchase, and the problem with your Product. A copy of your original purchase receipt must accompany your service request.

LIMITATION OF REMEDIES AND LIABILITY

We (and its employees, officers, members, managers, affiliates an assigns) shall not be liable for any incidental, consequential, special, indirect, remote, special or punitive damages for breach of any warranty, express or implied, including, but not limited to, lost profits, lost savings, loss of anticipated benefits and attorneys’ fees, which arise out of the purchase, use or inability to use the Product, whether arising out of contract, negligence, strict tort, product liability, or any other legal theory on which a claim is based. As noted above, to the extent damages are allowed by our express warranty or by applicable law, those damages may not exceed the purchase price paid for the Product. Without limiting the foregoing Purchaser assumes all risk and liability for loss, damage or injury to Purchaser and Purchaser’s property and to others and their property arising out of the use, misuse, or inability to use this Product. This limited warranty shall not extend to anyone other than the original purchaser of this product, is nontransferable and states your exclusive remedy.

Some states do not allow the exclusion or limitation of incidental, consequential, special, or punitive damages, so the above limitation or exclusion may not apply to you. The above warranty gives you specific legal rights, and you may have other rights which vary from state to state.

CONTACT US

**QUESTIONS? NEED PARTS?
WE ARE HERE TO HELP!**

Please feel free to contact us. There are no questions too small, or any problems too big. We're committed to providing our customers with the highest level of service.