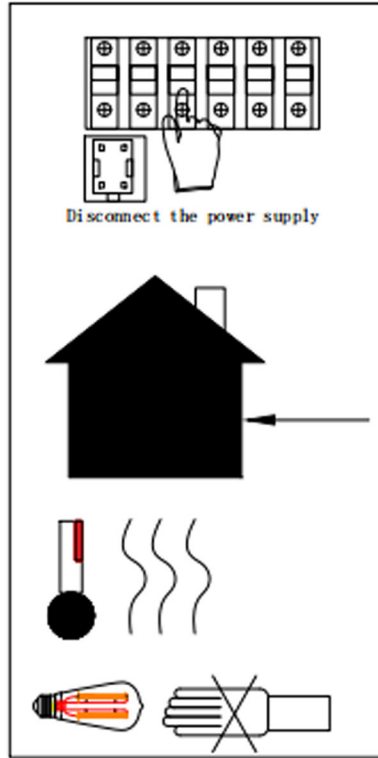
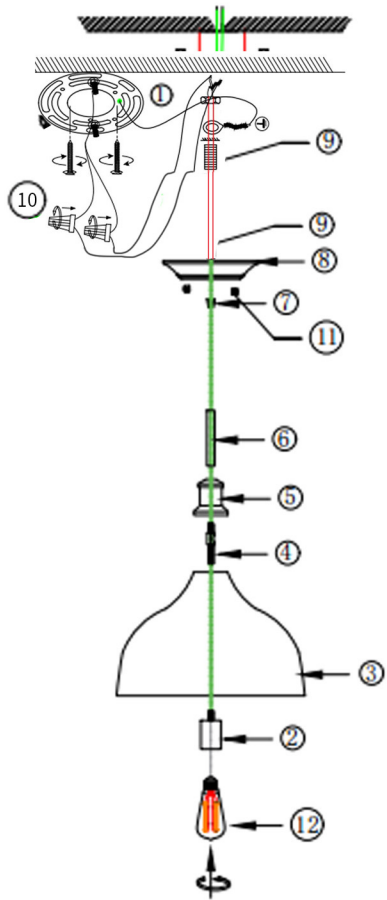


## Installation instructions



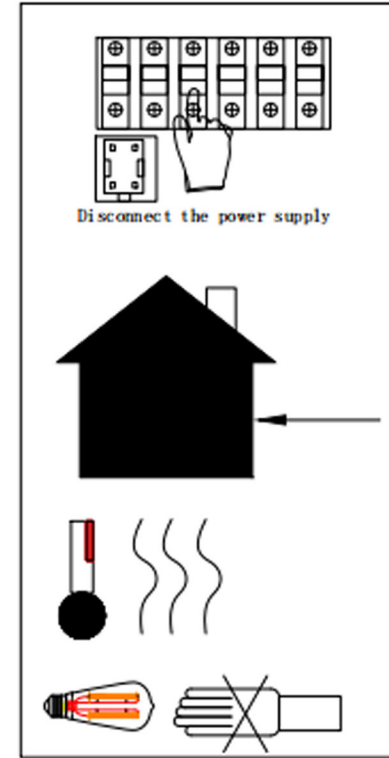
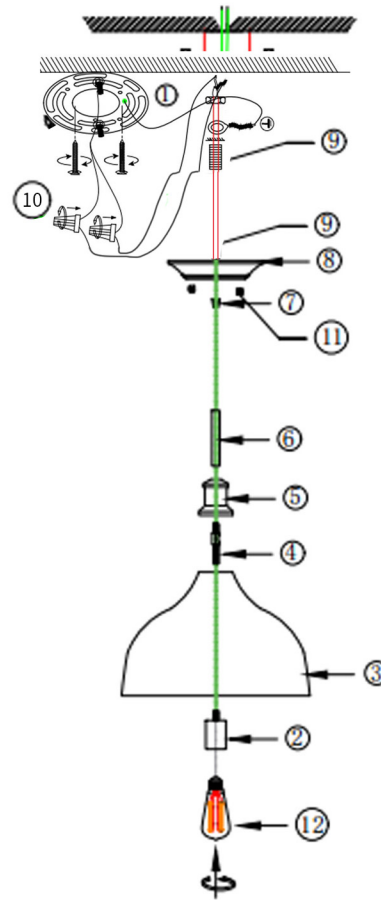
Disconnect the power supply

Don't switch on the power before installation  
Please install the draing!

### NOTES:

1. Voltage/Frequency : 110-240V 50Hz
2. Lamp holder: E27
3. Rated Watt: 1\*40W Max
4. Turn off the power before cleanout.
5. Please wash with the sanitizer without corrosivity.
6. Please install according to the installation manual.

## Installation instructions



Disconnect the power supply

Don't switch on the power before installation  
Please install the draing!

### NOTES:

1. Voltage/Frequency : 110-240V 50Hz
2. Lamp holder: E27
3. Rated Watt: 1\*40W Max
4. Turn off the power before cleanout.
5. Please wash with the sanitizer without corrosivity.
6. Please install according to the installation manual.