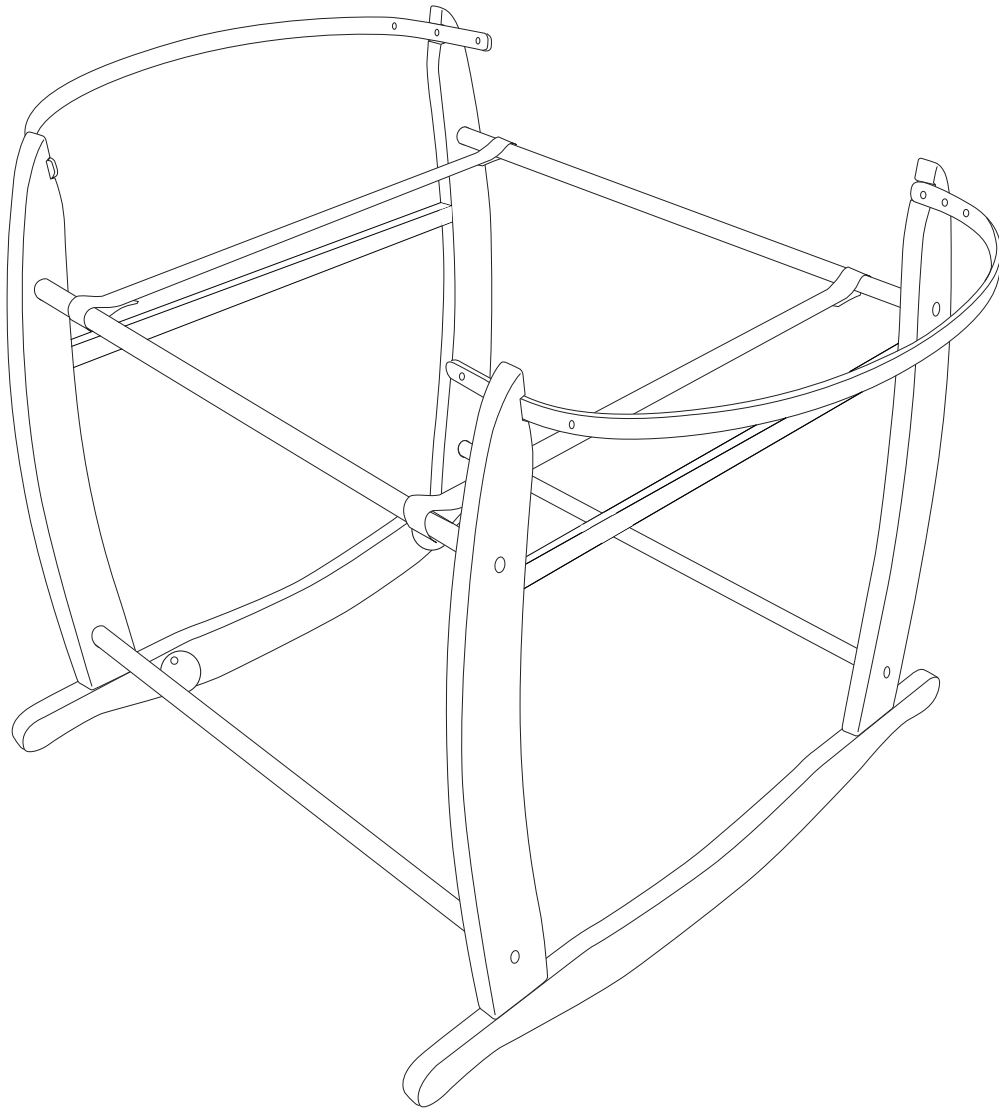


JOHN
LEWIS
& PARTNERS

Deluxe Rocking Stand

Stock number:



IMPORTANT RETAIN FOR FUTURE REFERENCE READ CAREFULLY

H 53 W 61 L 85cm

Thank you for purchasing this Deluxe Rocking Stand. Please read the instructions and warnings carefully before use to ensure safe and satisfactory operation of this product.

Your child's safety is your responsibility. If you have a query with this product or require replacement parts, please contact your nearest John Lewis department store.

Lay out the parts on a soft level surface and compare to the part/ fixings checklist on page 3.

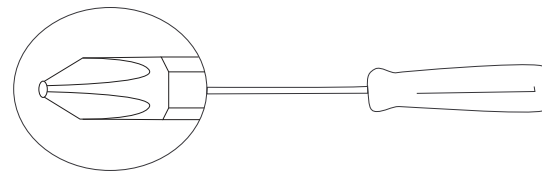
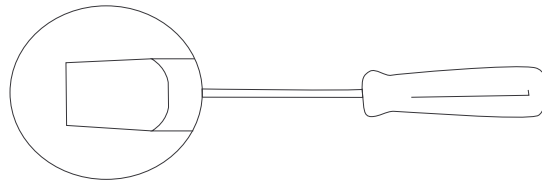
Do not discard any packaging until you are sure that you have all the parts.

Keep children clear during assembly as pack contains small parts which may present a choking hazard.

This product complies with BS EN 1466:2014

The John Lewis team

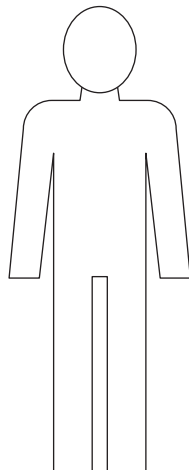
Tools required



Time to assemble

15-30 minutes

People to assemble



Important Safety information

Warnings

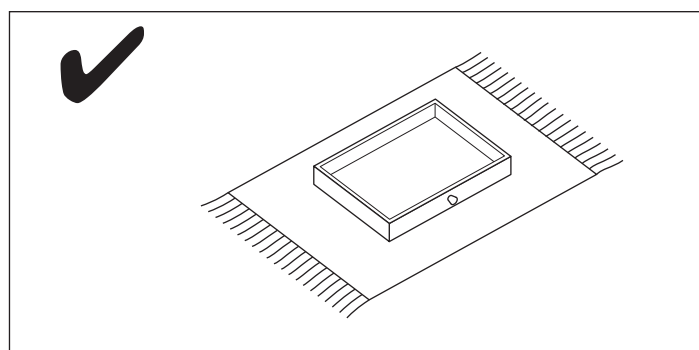
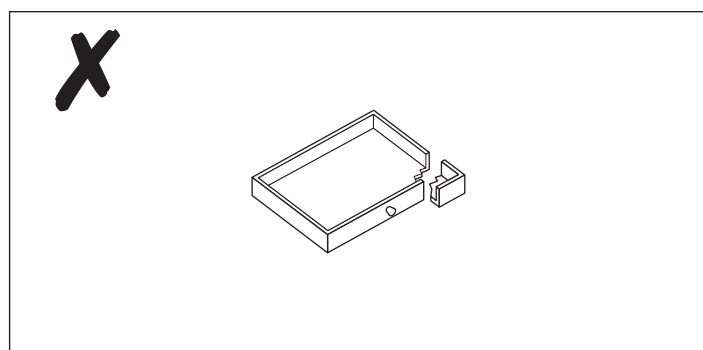
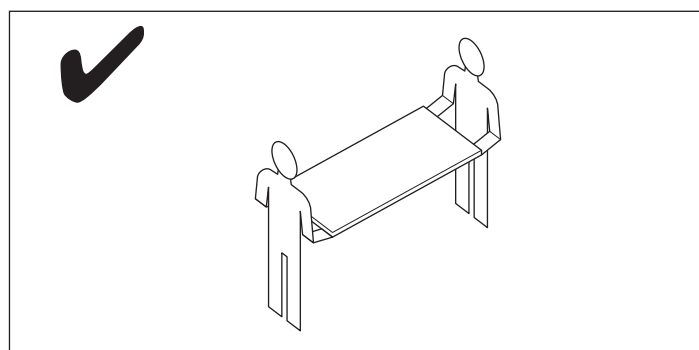
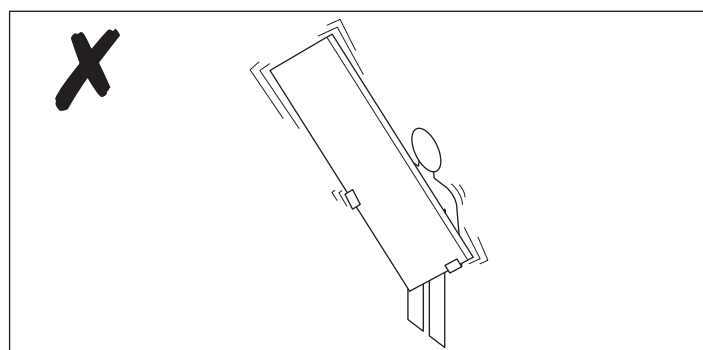
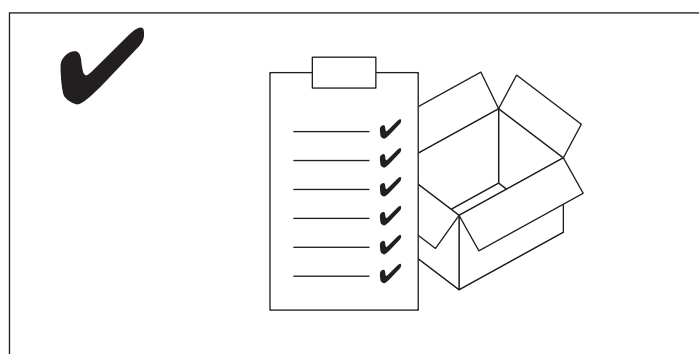
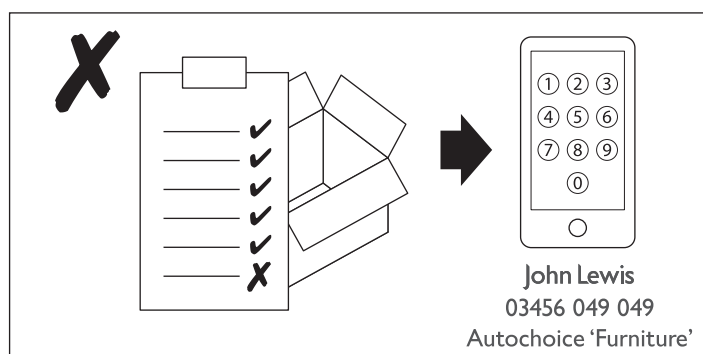
- ⚠ The product should only be used on firm, level ground.
- ⚠ Keep small parts out of reach of children.
- ⚠ Ensure the product is fully assembled as illustrated before use.

Do's

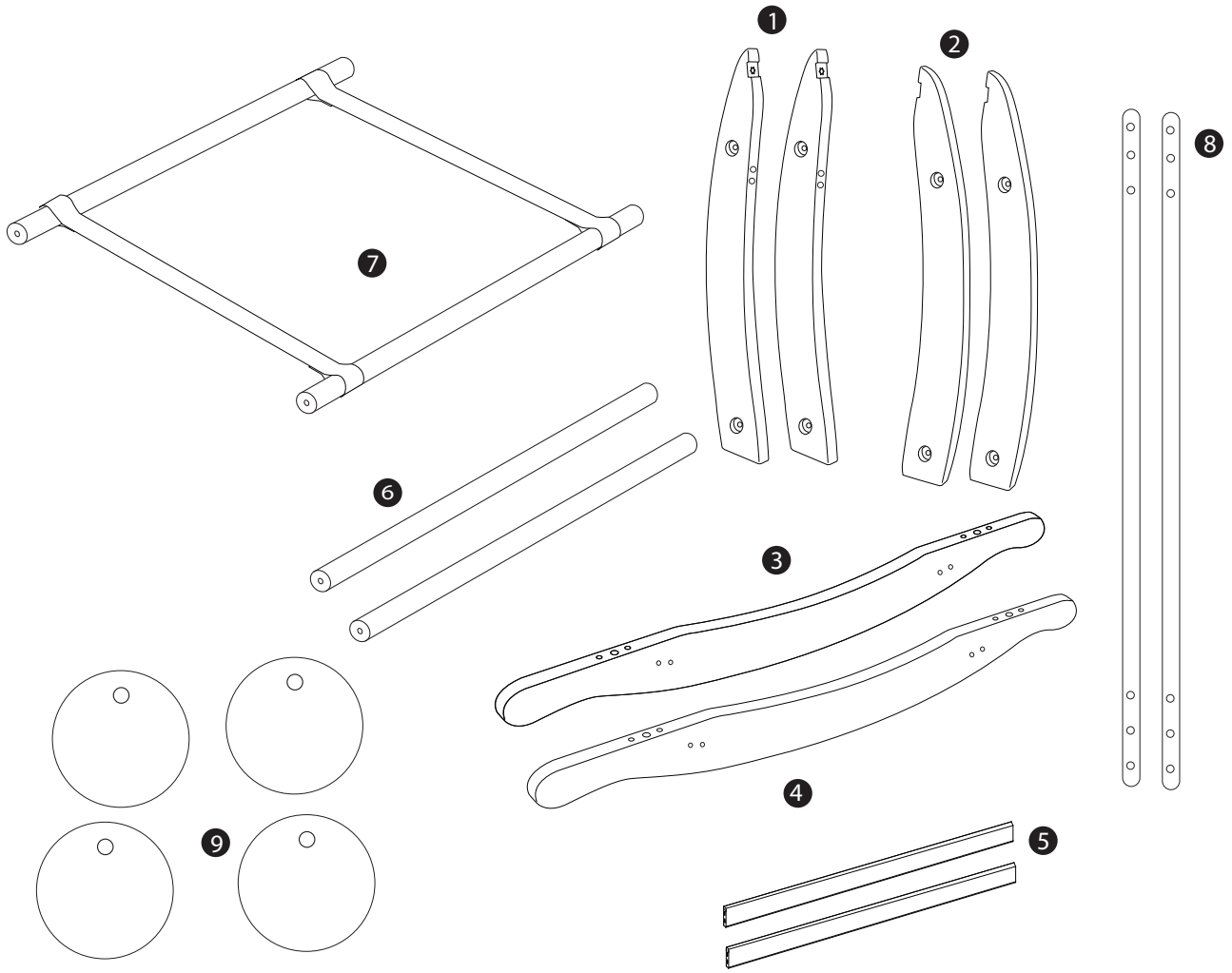
- ✓ Check the pack and make sure you have all the parts listed.
- ✓ Check all screws or bolts are tightened and inspect regularly.
- ✓ Make sure the legs remain in contact with the ground at all times.

Don'ts

- ✗ Do not over tighten screws or bolts.
- ✗ Do not stand on the product.
- ✗ Do not use power tools to construct as overtightening and panel failure may occur.



Your Deluxe Rocking Stand









| Ref | Description | Dimensions | Qty |
|----------|---------------------|------------|-----|
| 1 | Right leg | 46.6cm | 2 |
| 2 | Left leg | 46.6cm | 2 |
| 3 | Front rocker | 61cm | 1 |
| 4 | Back rocker | 61cm | 1 |
| 5 | Basket support rail | 38cm | 2 |
| 6 | Bottom rail | 50cm | 2 |
| 7 | Top rail | 50cm | 1 |
| 8 | Flexible Strap | 60cm | 2 |
| 9 | Circular Stabiliser | 4.4cm | 4 |

Stand Overall Size: H 53 W 61 L 85cm

Stock number :

Fixtures and fittings

Fixtures and fittings
supplied (actual size)

| Ref | Description | Dimensions | Qty | mm |
|-----|--------------------|------------|-----|--|
| A | Philips head screw | 50mm | 12 |  |
| B | Philips head screw | 40mm | 8 |  |
| C | Philips head screw | 15mm | 4 |  |
| D | Philips head screw | 16mm | 4 |  |
| E | Barrel screw | 18mm | 4 |  |
| F | Dowel | 18mm | 8 |  |

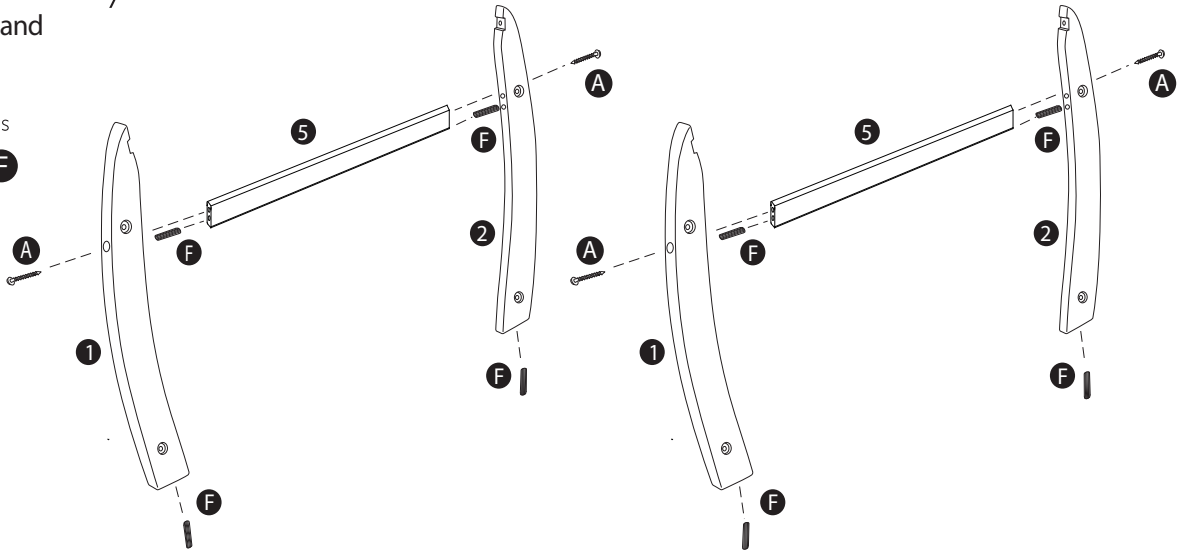
Product assembly

Deluxe Rocking Stand

Step 1

Parts, fittings and tools

1 2 5 A F

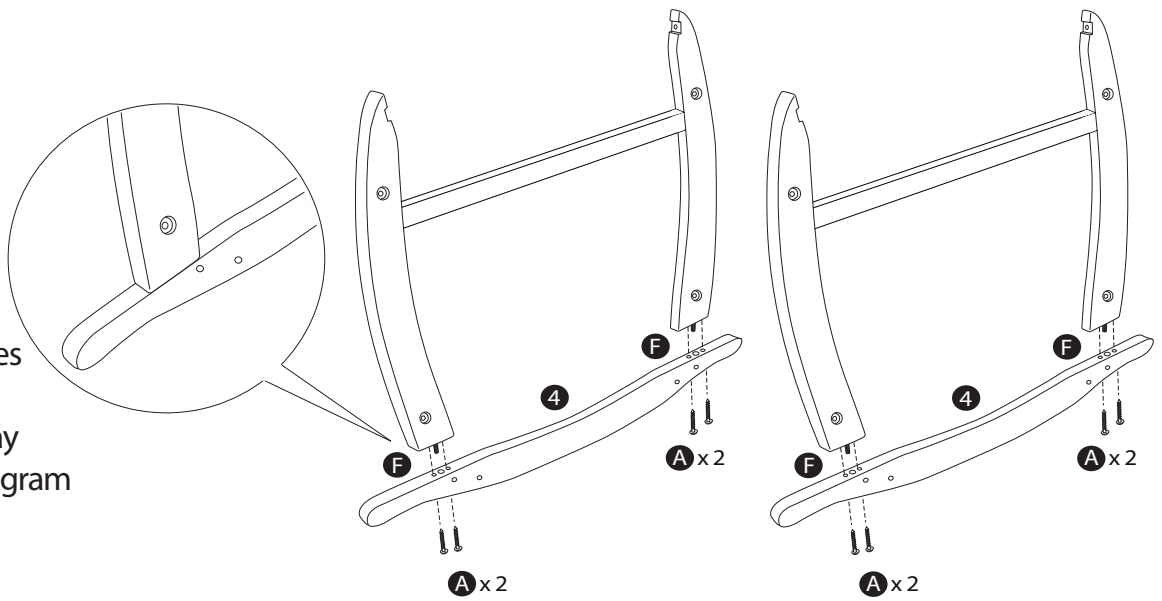


Step 2

Parts, fittings and tools

3 4 A F

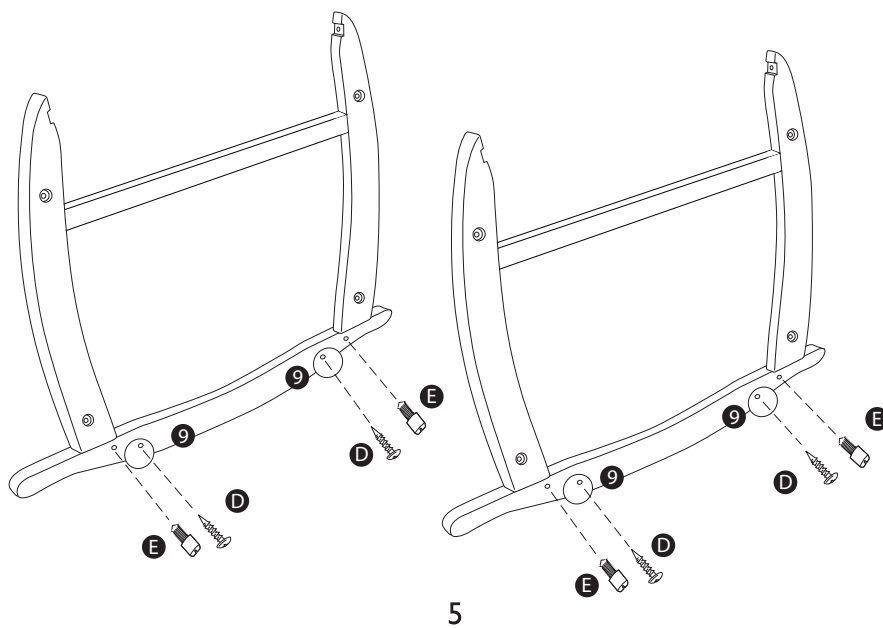
Important:
Ensure hole recess
in leg and guidelines
on the rocker are
facing the same way
as shown in the diagram



Step 3

Parts, fittings and tools

9 E D



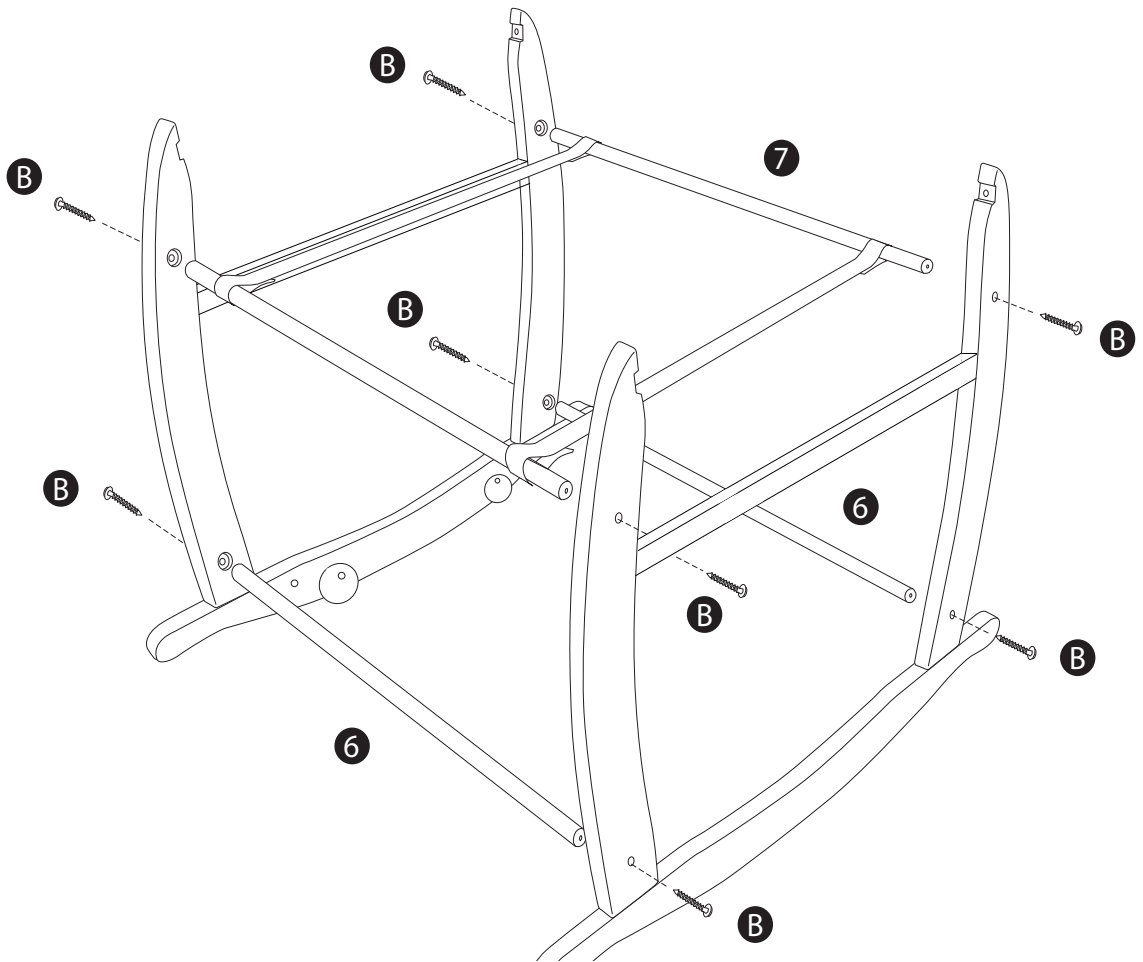
Product assembly

Deluxe Rocking Stand

Step 4

Parts, fittings and tools

6 7 B



Important:

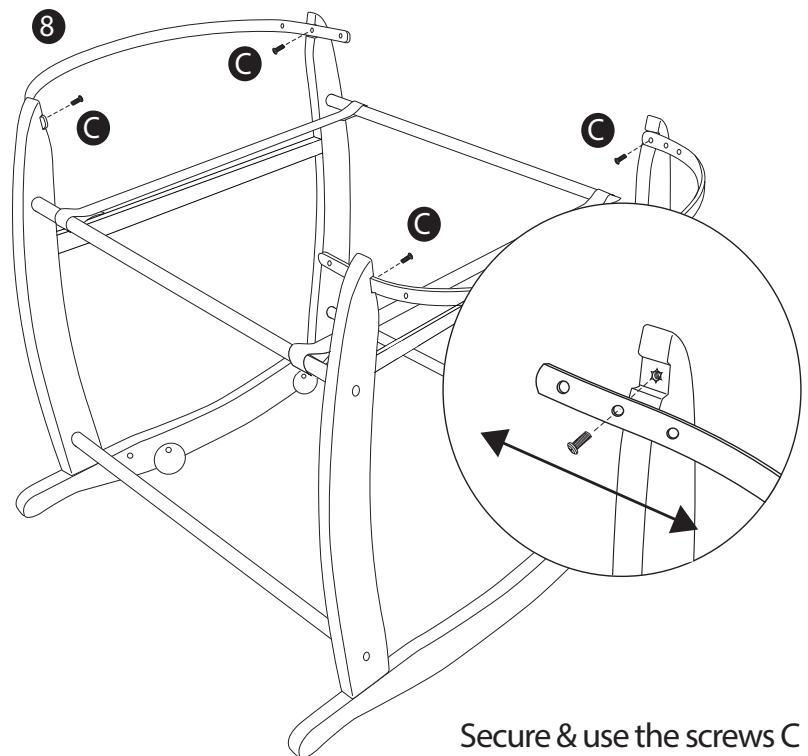
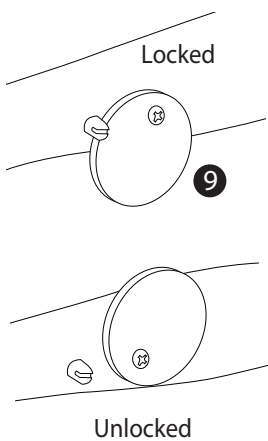
Ensure that the staples securing straps to dowels of the strap & dowel assembly 7 are facing downwards. Make sure dowels are pushed fully into dowel recesses.

Step 5

Parts, fittings and tools

8 C

Important: Stabilisers 9 must be in locked position when stand is unattended.



Care and maintenance

Stand - If necessary, wipe with damp cloth

Dispose of all packaging safely before use. Complies with BS EN 1466: 2014

Safety notes

This product is suitable only for a child who cannot sit up unaided, roll over, and cannot push itself up on its hands and knees. Maximum weight of the child: 9 kg

Ensure the moses basket is held securely by the end straps. Use the 3 holes on the end straps to provide adjustment. Check carefully that the moses basket is secure in the rocking stand before use.

After the first use, please re-check to ensure that all screws are tightened securely.

WARNING: Only use on a firm ground which is horizontal, level and dry

WARNING: Do not let other children play unattended near the carry cot and stand

WARNING: Do not use if any part of the stand is broken, torn or missing

WARNING: Do not attach anything to the stand, which may affect its stability

Only use replacement parts supplied or approved by the manufacturer

Do not place the stand near an open fire or other source of strong heat

When the stand is not in use, it should be stored away from children

If the mattress is purchased separately, it should fit well into the product and the depth from the top of the side of the product should be less than 170mm (200mm if to be used with a stand), when the mattress is in position of use.

The stand is designed for use with a palm or wicker moses basket of min/max 700-835mm in length and 300-370mm in width.

Do not add another mattress on top of the mattress provided or recommended by John Lewis