

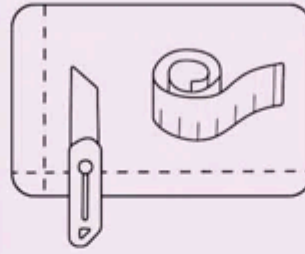
How to install

1



Clean the surface of the object thoroughly.

2



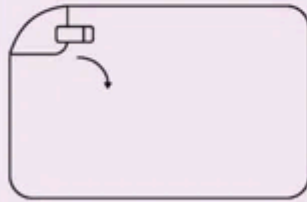
Measure them and cut the foil accordingly.

3



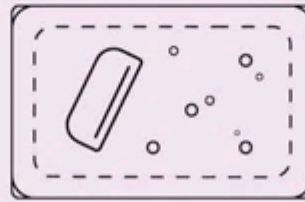
Spray the surface with water.

4




Peel off the transparent backing film.

5



Apply the film to the surface you want to stick, and use a plastic spatula to remove any air bubbles.

6



Trim off the excess foil and clean with a dry cloth.