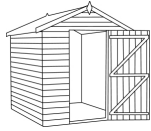


Tiger Value Overlap Apex Shed - Technical Data Sheet



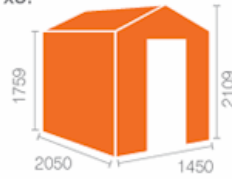
- Well Braced Single Access Door
- No Windows for Extra Security
- High Grade 9mm Finish Overlap Cladding
- 28x44mm Finish Rounded Four Corner Framing
- No Cheap OSB / Sheet Materials Used

Cladding Material	Overlap Board	Cladding Thickness	9
Framing Style	Standard	Framing Size	28mm x 44mm
Roof Material	Tongue & Groove Board	Roof Thickness	12mm
Floor Material	Tongue & Groove Board	Floor Size	12mm
Door Style	Single Fully Boarded Tongue & Groove Door	Door Size	785mm x 1692mm
Window Style	None for security	Window Size	0mm x 0mm
Glazing Thickness	0	Glazing Material	n/a
Roof Covering	Green Mineral Felt	Treatment	TigerSkin Water Based
Locking System	Shed Lock and Key + Turn Button	Material	Selected European Softwoods


6x4:



7x5:



8x6:



Building Dimension	Length	Width	Base Size	Internal Size	External Ridge	External Eaves	Internal Ridge	Internal Eaves	Ext. Size exc. Roof	Ext. Size inc. Roof	No. of Windows	Weight
6x4 Tiger Value Overlap Apex	1750mm	1150mm	1750mm x 1150mm	1662mm x 1062mm	2039mm	1759mm	1927mm	1703mm	1774mm x 1174mm	1874mm x 1334mm	0	121kgs
7x5 Tiger Value Overlap Apex	2050mm	1450mm	2050mm x 1450mm	1962mm x 1362mm	2109mm	1759mm	1997mm	1703mm	2074mm x 1474mm	2174mm x 1634mm	0	151kgs
8x6 Tiger Value Overlap Apex	2350mm	1750mm	2350mm x 1750mm	2262mm x 1662mm	2179mm	1759mm	2067mm	1703mm	2374mm x 1774mm	2474mm x 1934mm	0	185kgs