

DESIGNER COLLECTION

# ATLANDIA 7448

**SIZE**

74" L x 48"W x 21"D

**WATER CAPACITY**

95 Gallons

**WEIGHT**

120-160 Pounds

**INSTALLATION**

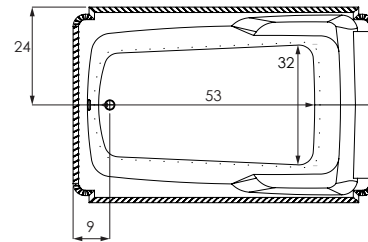
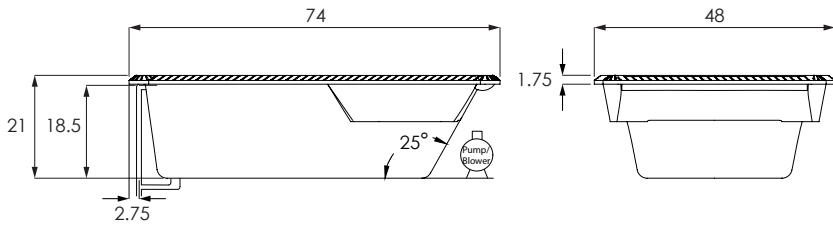
Drop-in

**BACK SLOPE**

25°

**MATERIAL**

Acrylic



MODEL	
ATL7448ATO	Tub Only
ATL7448ATA	Thermal Air
COLORS	
Standard	White   Biscuit   Bone
Premium Colors	Black   Sterling Silver
FINISH	
Matte Finish	MAT (must specify if desired)
Polished Finish	STANDARD
BACK MASSEUSE SYSTEMS	
System I - Manual Control (WP/CO)	BAC.MA1-XXX
System II - Electronic Control (WP/CO)	BAC.MA2-XXX
System III - Electronic Control (TA)	BAC.MA3-XXX
<b>COLD PLUNGE</b>   See Website for Install Form	CLD.PL
<b>EXPORT CRATE</b>	FRT.EXPCRT
<b>EXTRA HIGH DENSITY</b>	HI.DEN
<b>GRAB BARS</b> (Pair) Refer to price book for all available finishes	
Standard Grab Bars	GRA.BAR-XXX
Universal Grab Bars	UGB.BAR-XXX

MODEL	
<b>HEATED BACKREST</b>	INCLUDED ON THERMAL AIR
<b>HYDRO BLANKET</b>	2 Zones   3 Zones   4 Zones   5 Zones (3 or 4 zones require two keypads. 5 zones require 3 keypads)
	BLA.HEA-X
<b>HYDRO COAT</b>	HYC.COA
<b>HYDRO EXPRESS</b>	69.104-HYD.EXP
<b>HYDRO FUSION</b>	
Hydro Fusion (Tub Only)	29.102
Hydro Fusion w/ Ozone (Tub Only)	29.103
Hydro Fusion (TA, Whirlpool, Combo)	29.107
<b>HYDRO INDULGE</b>	HYD.IND
<b>HYDRO OZONE UV COMBO SYSTEM</b>	OZUV.XXX
Included on Thermal Air	110 V   OZUV.110
<b>INLINE HEATER</b> Whirlpool and Combo Systems only	
No dedicated GFI required for 6 amp models	
12.50 Amps 1.5 KW - 110V	27.100
6.00 Amps 0.75 KW	27.103



**Headquarters**  
29132 Avenue Paine  
Valencia, CA 91355

**Manufacturing Facility**  
385 Highway 155 South  
McDonough, GA 30253

**Technical Support**  
support@hydrosystem.com

**Orders Department**  
orders@hydrosystem.com

**General Information**  
info@hydrosystem.com

**Phone:** 661-775-0686

**Website:** hydrosystem.com

**CODES AND COMPLIANCES**

Massachusetts code File no: P1-0614-491



All specifications and options subject to change without notice please contact a hydro systems representative for more information.

# ATLANDIA

## 7448

DESCRIPTION	
<b>JETS</b>	
Installed per jet price for extra jets added to standard system price. All metallic finishes come with colored eyeball.	
<b>Additional Standard or Swirling Jet</b>	JET.STD-XX   JET.SWI-XX
Color Trim Group 1 - PC or PB Group 2 - AB, BB, SB, BC, SC, PN, SN, BN Group 3 - PG, BG, SG	
<b>Swirling Jet Upgrade</b> (Per jet substitution price added to standard system price)	JUP.SWI-XX
<b>Micro Therapy Jet</b> BIS, BLA, BON, SIL, WHI	MTJ.XXX
<b>Custom Jet Locations</b> (Must include drawing of locations)	69.116-CUS.JET
<b>JET PLATING</b>	
Clear / Brass / Chrome. Trim kit covers jet escutcheons, suction, and electronic softtouch pad. Per jet substitution price added to standard system price. All metallic finishes come with colored eyeball.	
<b>Group 1</b> (PC or PB)	
6 Jets	PLA.06-XX
8 Jets	PLA.08-XX
10 Jets	PLA.10-XX
<b>Group 2</b> (AB, BB, SB, BC, SC, PN, SN, BN)	
6 Jets	PLA.06-XX
8 Jets	PLA.08-XX
10 Jets	PLA.10-XX
<b>Group 2</b> (PG, BG)	
6 Jets	PLA.06-XX
8 Jets	PLA.08-XX
10 Jets	PLA.10-XX
<b>LED TEMP. READOUT KEYPAD</b> Upgrade only, must have a keypad controlled system to purchase.	LED.UPG
<b>LIGHTING</b> LED Bath Light Chromotherapy System	LIG.LED
<b>LOW WATER PROTECTION</b> Includes 30 minute timer (110V)	LOW.WAT-110
<b>NECK MASSEUSE JET PILLOW</b> Available in black, bone and white.	PIL.NEC-XX

DESCRIPTION	
<b>PADDED HEADREST PILLOW</b> Black only	41.128
<b>PUMPS</b> Custom Pump Locations	69.116-CUS.PMP
<b>REMOTE CONTROL</b> Must must have system to purchase	REM.CON
<b>WASTE &amp; OVERFLOW</b> Cable W/O No Charge (WHI, BIS, PC, PB, PN, BC, BB, BN, SC, SB, SN, ORB, PE)	WOV.XX
Cable W/O - Gold Finish Upgrade (PG, BG)	
<b>INTEGRAL W/O</b> (Std. round)	IWO.XX
Waste and overflow manufactured as part of the bath. Comes standard as a round overflow cover. Drain will be a tip-toe style and drain outlet will be a direct drain.	
<b>LINEAR INTEGRAL W/O</b> (Std. round)	LWO-XXX
Waste and overflow manufactured as part of the bath. Drain will be a tip-toe style and drain outlet will be a direct drain.	



**Headquarters**  
29132 Avenue Paine  
Valencia, CA 91355

**Manufacturing Facility**  
385 Highway 155 South  
McDonough, GA 30253

**Technical Support**  
support@hydrosystem.com

**Orders Department**  
orders@hydrosystem.com

**General Information**  
info@hydrosystem.com  
**Phone:** 661-775-0686  
**Website:** hydrosystem.com

**CODES AND COMPLIANCES**

Massachusetts code File no: P1-0614-491



All specifications and options subject to change without notice please contact a hydro systems representative for more information.

# ATLANDIA

## 7448



### Drop In Cutout Install Dimensions

- (L)ength - 72"
- (W)idth - 46"
- Finished Height - 20¼"

### STANDARD ACRYLIC COLORS



WHITE BISCUIT BONE

### PREMIUM ACRYLIC COLORS



BLACK STERLING SILVER


### WELLNESS OPTIONS



**Cold Plunge**  
Revitalizing cold hydrotherapy into a traditional tub



**Thermal Air**  
Tiny bubbles into the bathwater and offers untold relaxing benefits, similar to Swedish massage



**Hydro Indulge**  
A concentrated dose of oxygen-rich molecules cleanse and restore skin



**Whirlpool Massaging Jets**  
Flexibility to customize jet location, quantity of jets and type of jet therapy



**Back and Neck Masseuse**  
Utilizes six strategically located jets enabling a "shiatsu" type massage and direct to the neck with 3 pulse settings



**Advanced UV system**  
Ozone and UV light helps to disinfect the water and keep it clean




**Chromotherapy**  
Digitally controlled, multicolored lighting feature LED lighting system



**Hydro Fusion**  
Totally silent operation maintains ideal temperature without adding hot water constantly



**Hydro Blanket**  
Radiant heat emanates through the acrylic tub surface. Chose up to 2-5 panels.



### OTHER OPTIONS

Additional options can be found on our website



**Integral Waste and Overflow**  
Seamless built-in protection for bathtub



**Grab Bars**  
Adds functionality and enhanced styling. Affords a mounting solution in virtually any position on any tub.

### Installation Tips:

- When adding integral linear drain p-trap location is now below waste
- Adding multiple systems/options may require equipment to stick out from tub deck or be installed remotely



**Headquarters**  
29132 Avenue Paine  
Valencia, CA 91355

**Manufacturing Facility**  
385 Highway 155 South  
McDonough, GA 30253

**Technical Support**  
support@hydrosystem.com

**Orders Department**  
orders@hydrosystem.com

**General Information**  
info@hydrosystem.com

**Phone:** 661-775-0686  
**Website:** hydrosystem.com

### CODES AND COMPLIANCES

Massachusetts code File no: P1-0614-491



All specifications and options subject to change without notice please contact a hydro systems representative for more information.