
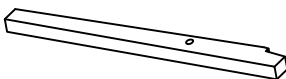
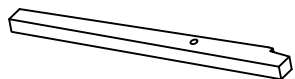
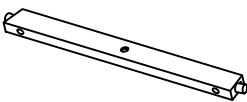
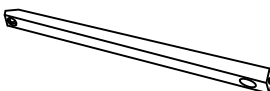








Product Assembly Instructions

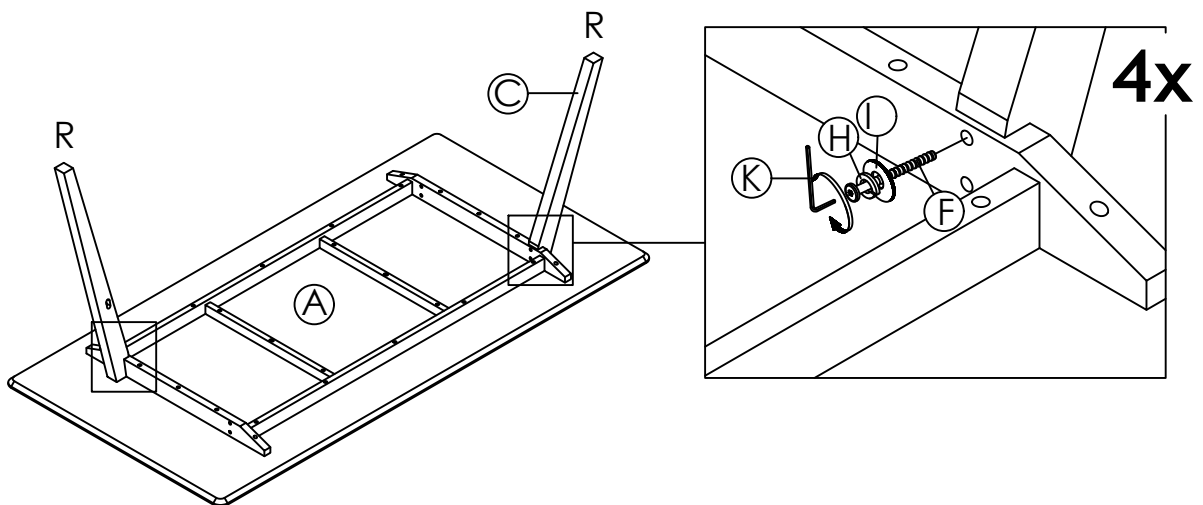
PART LIST

 <p>A : TABLE TOP x1</p>	 <p>B : TABLE LEG (L) x2</p>	 <p>C : TABLE LEG (R) x2</p>
 <p>D : TABLE LEG STRETCHER x2</p>	 <p>E : TABLE LEG SUPPORT RAIL x2</p>	

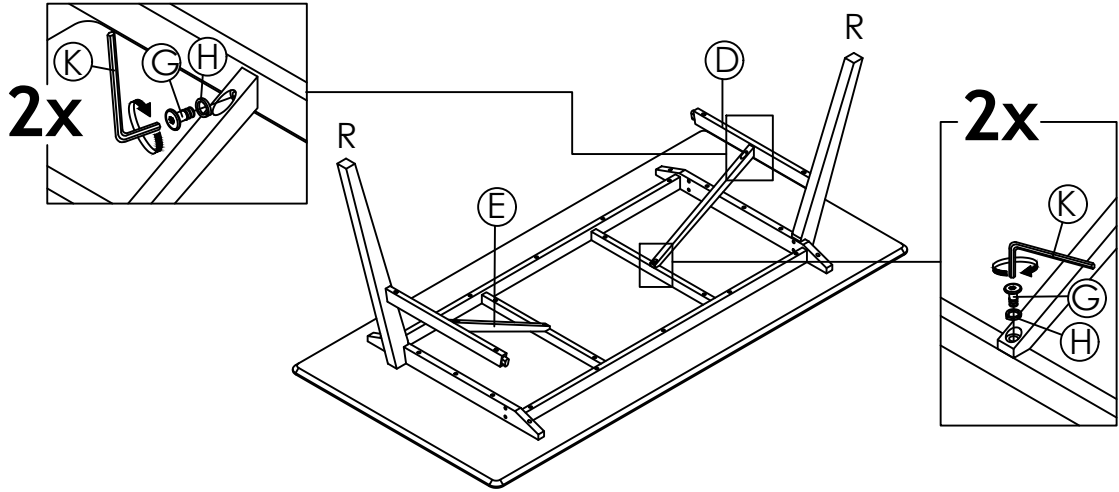
HARDWARE LIST

 <p>F : JCBC SCREW M6 x 50mm x8</p>	 <p>G : JCBC SCREW M6 x 25mm x4</p>	 <p>H : SPRING WASHER 1/4" x12</p>
 <p>I : FLAT WASHER 1/4" x8</p>	 <p>J : PAN HEAD SCREW M5 x 32MM x4</p>	 <p>K : ALLEN KEY M4 x1</p>

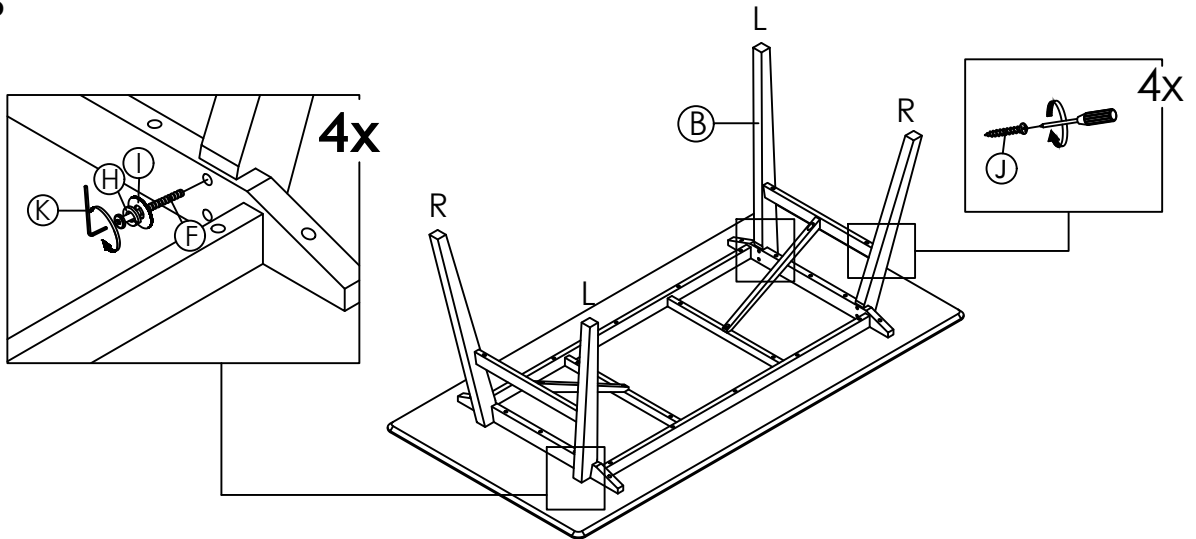
STEP 1



STEP 2



STEP 3



STEP 4

