ART HANGING INSTRUCTION

RECOMMENDED TOOLS



Drill



Tape Measure



Hammer



Level



Pencil

HARDWARE SUPPLIED



Blue Anchors



Screws

MOUNT ART TO DRYWALL SURFACE AS FOLLOWS:

1. Mark wall anchor locations; make certain the marks are level and spaced apart as necessary

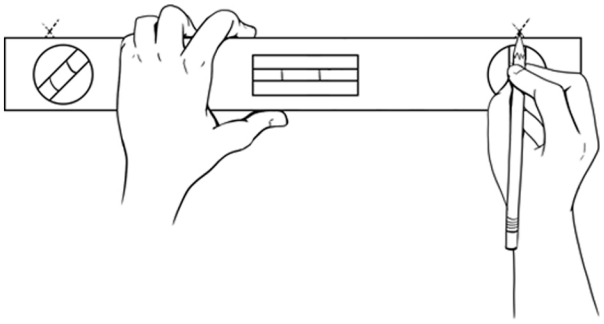

2. Drill holes, 3/16" diameter through drywall

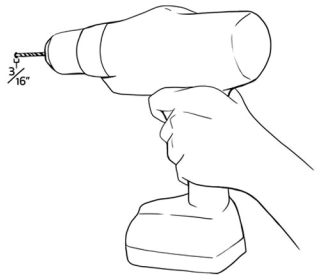

3. Tap the supplied drywall anchors firmly into drilled holes

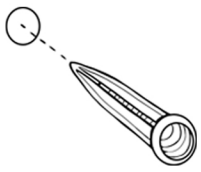

4. Carefully drive the drywall screws into the anchors, leaving the screw heading protruding from the wall surface as follows:

Thin Bar Frames ¾"

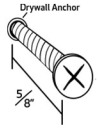

Thick Bar Frames 1½"

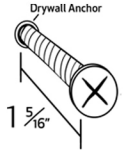

5. Hang your art and enjoy!

