

CARE AND MAINTENANCE

Store outdoor furniture indoors or cover well when not in use.
Remove wicker furniture from standing water. Dust regularly with small brush or vacuum
Spills should be taken care of immediately before they harden or stain with a slightly dampened sponge.

NOTICE

- * Please make sure that you have all parts indicated before you begin assembly of this item
- * This item should be assembled on a soft surface to prevent scratching the finish during assembly
- * This item may require periodic tightening


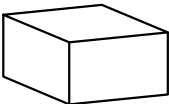
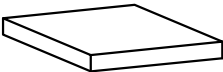



**Weight Capacity : 275 Lbs (single seat)
550 Lbs (towperson seat)**

Warning : Do not stand on chair/stool

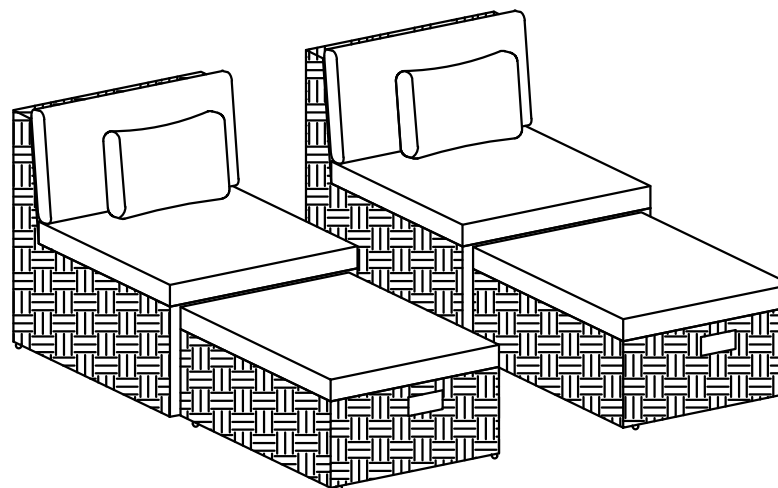
Warning : Do not over torque bolts/screws



Part List and Hardware List

PIECE	DESCRIPTION	PICTURE	QUANTITY
A	Chair		2X
B	Stool		2X
C	Chair Seat Cushion		2X
D	Stool Seat Cushion		2X
E	Chair Back Cushion		2X
F	Pillow		2X

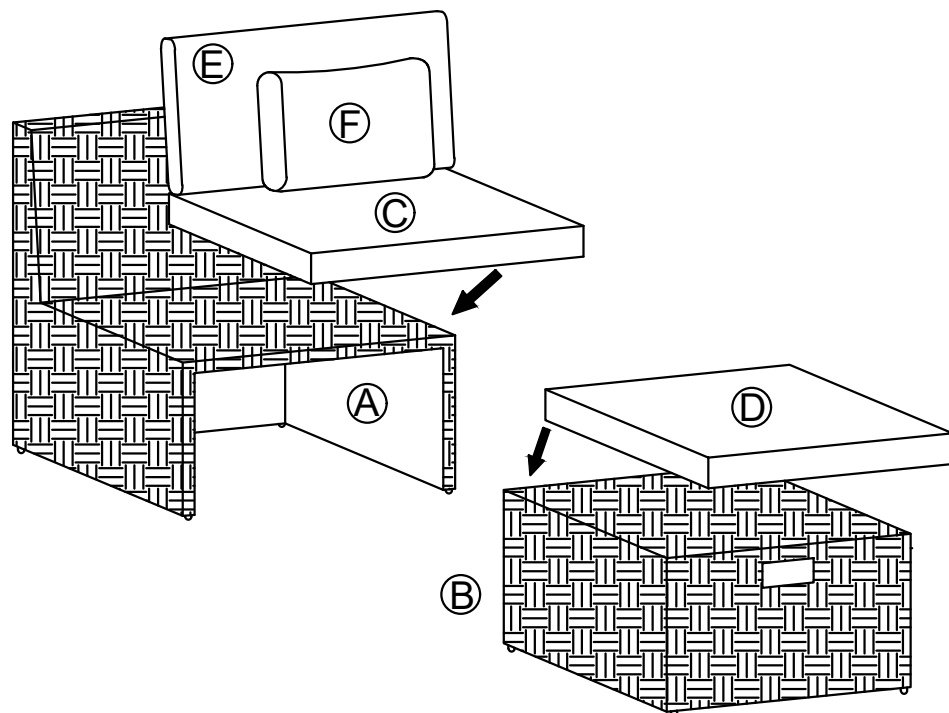
Product Dimensions: 22.83" W x 29.13" D x 24.80" H (Chair)
20.47" W x 27.95" D x 11.81" H (Stool)



PREPARATION

Before beginning assembly of product, make sure all parts are present. Compare parts with package contents list and hardware contents list. If any part is missing or damaged, do not attempt to assemble the product.

1 x2



Step 1

Pls put on Chair Seat Cushion (C), Chair Back Cushion (E) & Pillow (F) to complete Chair.

Pls put on Stool Seat Cushion (D) to complete Stool.

2

