

Assembly Instructions

T O M M Y  H I L F I G E R
H O M E

SOFA

Thank you for purchasing a piece of furniture from Tommy Hilfiger.

Tommy Hilfiger is one of the world's leading designer lifestyle brands and is internationally recognized for celebrating the essence of classic American cool style, featuring preppy with a twist designs.

Introduced in 1985, Tommy Hilfiger has achieved strong global brand awareness and recognition and it occupies a unique position as a premium brand offering quality apparel, accessories and lifestyle products.

Your home is where you express your true style, welcome home.



Information

FAILURE TO FOLLOW THESE WARNINGS WHEN IN USE COULD RESULT IN INJURY

- Do not stand on the item or use as a step ladder.
- Do not use this item unless all bolts and screws are firmly secured.
- Check all bolts and screws every 90 days. Tighten if any are loose.
- Please lift up then move. Pushing over or dragging this product can result in an injury or cause damage to the floor and furniture piece.

CUSTOMER SERVICE

Our primary objective is to provide fast, friendly customer service to all of our customers. We are here to help if you have any questions, comments, or are in need of warranty replacement parts.

Please call us toll free at: 1-855-372-2315 (U.S.)

Monday - Friday 6:00am - 5:00pm P.S.T.

0-800-051-6775 (U.K.)

Monday - Friday 2:00pm - 1:00am U.K. Time

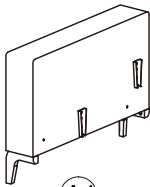
Or visit our website:

www.truecustomersupport.com




Part List

- A1. ARM :1PC
- A2. ARM :1PC
- B. SEAT FRAME :1PC
- C. BACK FRAME :1PC
- D. 1-3/4" THUMB BOLTS :2PCS
- E. 2.5" THUMB BOLTS :4PCS
- F. SEAT CUSHIONS :2PCS
- G. SEAT CUSHION COVERS :2PCS
- H. BACK CUSHIONS :2PCS
- I. PILLOWS :2PCS



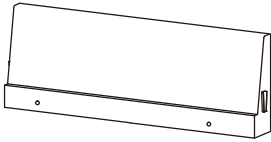
A1



A2



B




C



D



E



F



G



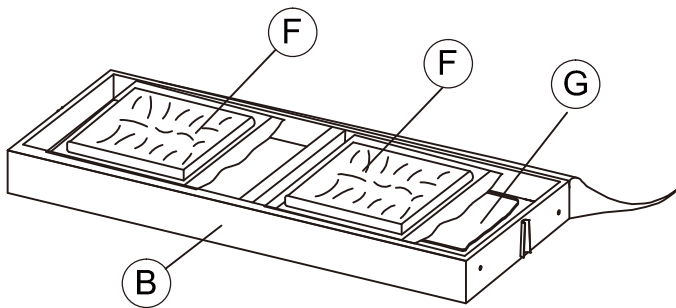
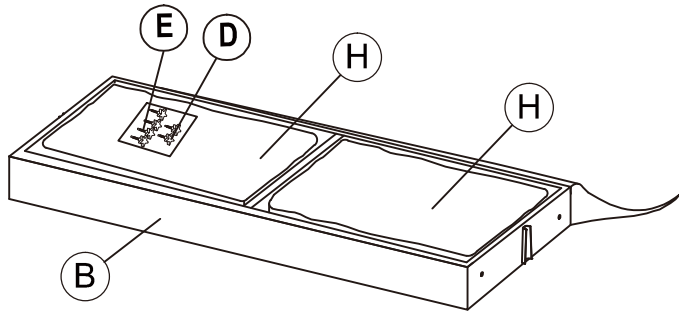
H



I

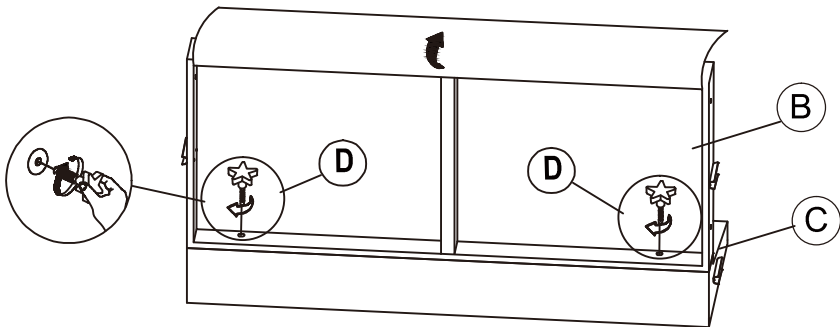
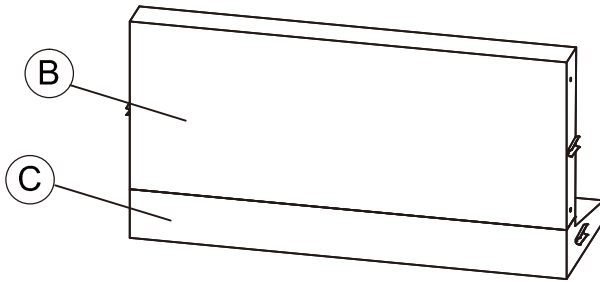


1. Remove all parts from the carton and place them on a protected surface or carpet.
2. Place the Seat Frame (B) upside down and open the bottom flap. Take the Thumb bolts (E) & (D), Seat Cushion (F)x2, Seat Cushion Cover (G) x2, Back Cushion (H) x 2 out of the seat box.



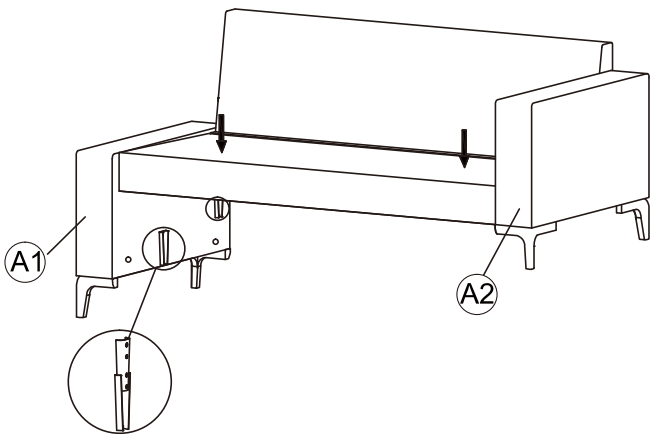
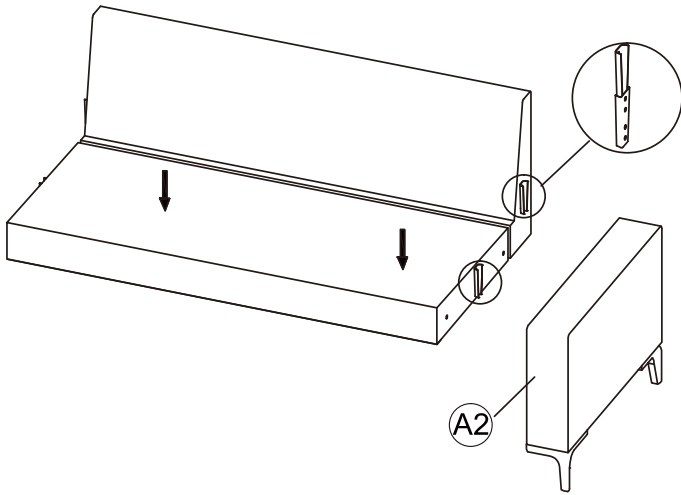
2. 1. Attach Seat Frame (B) to Seat Frame (C)

2. Open the bottom flap. Insert thumb bolts -2.5" (D) x 2 into Seat Frame(B) holes to Back Frame (C) and tighten the bolts. Close the flap.

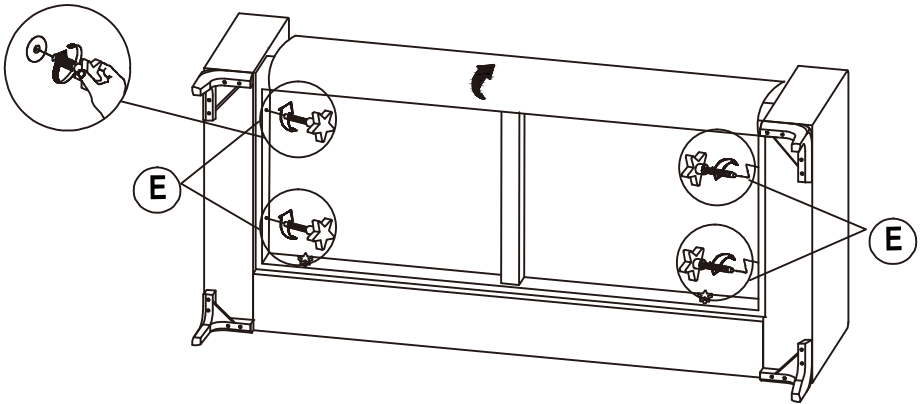


3. 1. Attach Seat Frame (B) + Back frame(C) to Arm (A2) by sliding the receivers into the mechanism posts located on sides of Arm (A2), press down Seat Frame(B) + Back frame(C) to firmly secure.

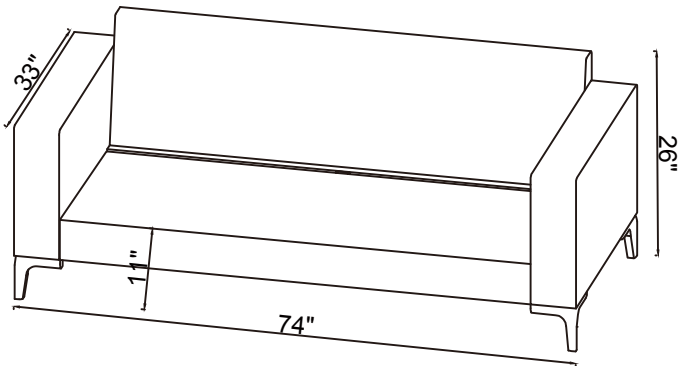
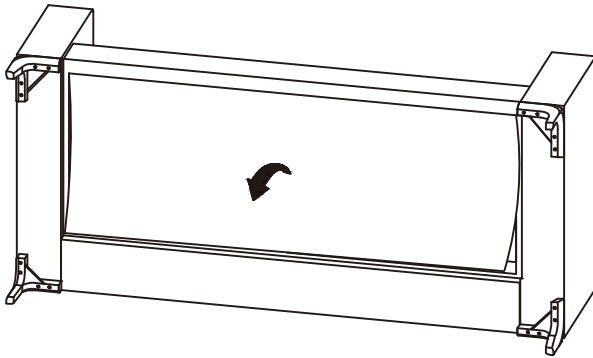
2. Move Seat Frame (B) + Back frame(C) to attach to the Arm(A1), press down on both sides of the Seat Frame (B) + Back frame(C) to firmly secure.



- 4.** Open the bottom cover, Insert Thumb Bolt - 1-3/4" (E) into seat frame holes to sides of Arm (A1) & (A2) and tighten the bolt.

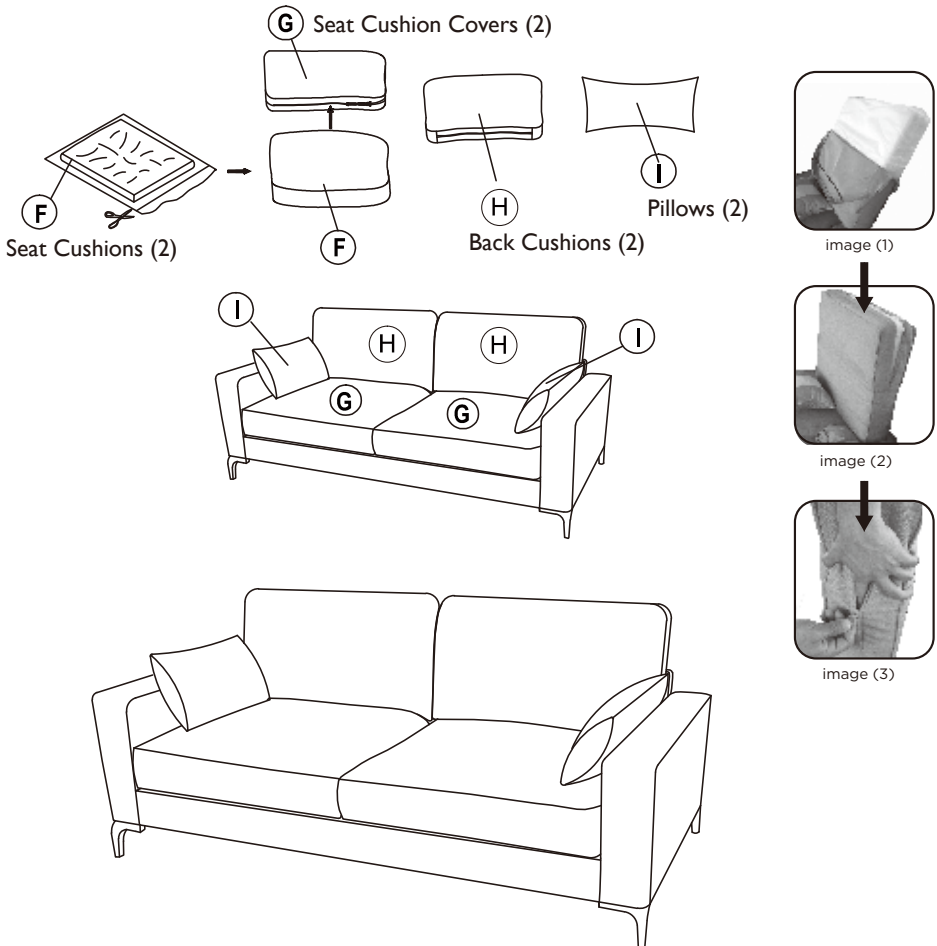


- 5.** Secure the bottom flap with hook and loop tape.



6. 1. Open the vacuum packed Seat Cushion (F) by carefully cutting the bags with a pair of scissors. Insert the Seat Cushion (F) into the appropriate Seat Cover (G). Ensure the cushion cover completely covers the filler as image (2.) When closing the zipper ensure as image (3.) the cushion is compressed, this will allow the zipper to close with ease. Fluff all cushions and pillows to allow them to expand.

2. Lastly, position all Cushions and Pillow (I) on the sofa. Seat and back cushions may take 24-48 hours to fully expand, which will allow wrinkles and indentations caused by packing to fade.



Limited Warranty

The manufacturers products are warranted against defects in material and workmanship while owned by the “Original Purchaser”. The term “Original Purchaser” is defined as that party or entity which purchases this manufacturers furniture from an authorized retailer as shown by the original sales receipt. This warranty does not apply to “as is” or previously owned products.

The manufacturer warrants its products to be free from defects in materials and workmanship (normal wear and tear, fading and stretching excepted), for one year from the date of purchase, except as provided below under the limited warranty. The exceptions or exclusions to this warranty are as follows:

1. Any warranty claim that is submitted after the limited warranty period, or without proper proof of purchase will not include the cost of parts, labor, or delivery.

2. This warranty shall not apply to the manufacturers products which have been subjected to misuse, neglect, alteration, modification, or attachments, either caused by the original purchaser, shipping, storage, accident, fire, flood, or acts of God.

In the event of a defect in material or workmanship covered by this warranty, the manufacturer will repair or replace, at their discretion, without charge the warranted parts within a reasonable amount of time. We reserve the right to require damaged parts to be returned to us upon request. Natural markings such as scars, brands, grain variations, wrinkles, color variations, etc. will be considered normal characteristics and not construed as defects.

For claims or questions concerning this warranty, please contact customer service department on the web at www.truecustomersupport.com. Be prepared to provide your name, address, daytime phone number, the model and purchase order number of the product, date of purchase, and the website where it was purchased. The manufacturer requires that the original sales receipt be submitted with all requests to confirm that you are the original purchaser according to our written warranty.

This warranty gives you specific rights, and you may also have other rights, which vary from state to state (or country to country). All warranties are limited to the original purchaser for normal use. Should you prefer to speak with a service representative, you may call toll free: 1-855-372-2315.

Weight capacity for seating items:

For sofa: Total weight capacity is 500 pounds or less for two users, or 250 pounds or less for a single user.



TOMMY  HILFIGER
HOME