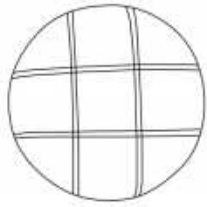
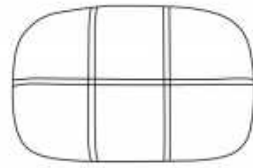


# Part List



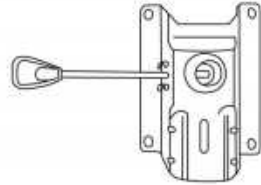
**A** Cushion×1



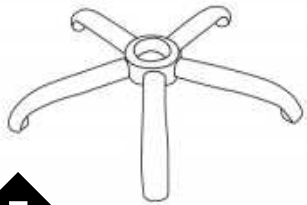
**B** Back Cushion×1



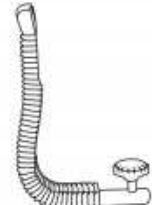
**C** Gas lift×1



**D** Adjustment handle×1



**E** Base×1



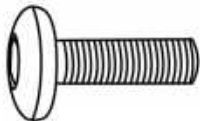
**F** Back Bracket×1



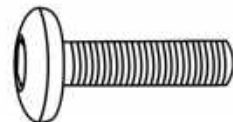
**G** Wheel×5



**H** Wrench×1

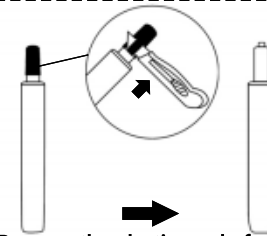


**I** M 6×20 Screw×4



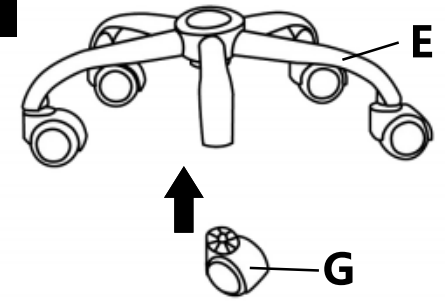
**J** M 6×25 Screw×2

1.

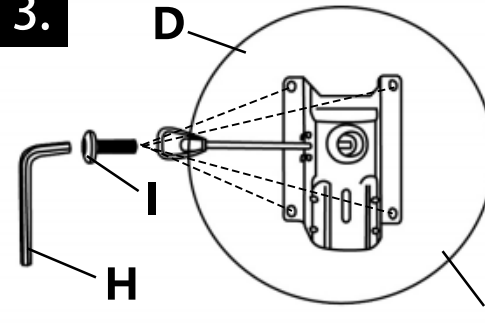


★ Caution: Remove the plastic cap before assembly.  
This is a part of packaging only.  
Sometimes the cap cracked firmly inside the seat  
plate, you' d better to remove it by tools like knife  
scissor.

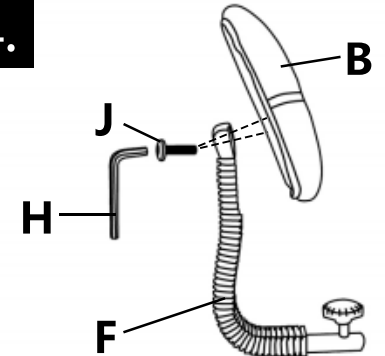
2.



3.



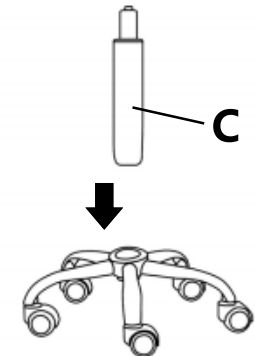
4.



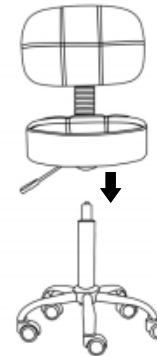
5.



6.



7.



8.

