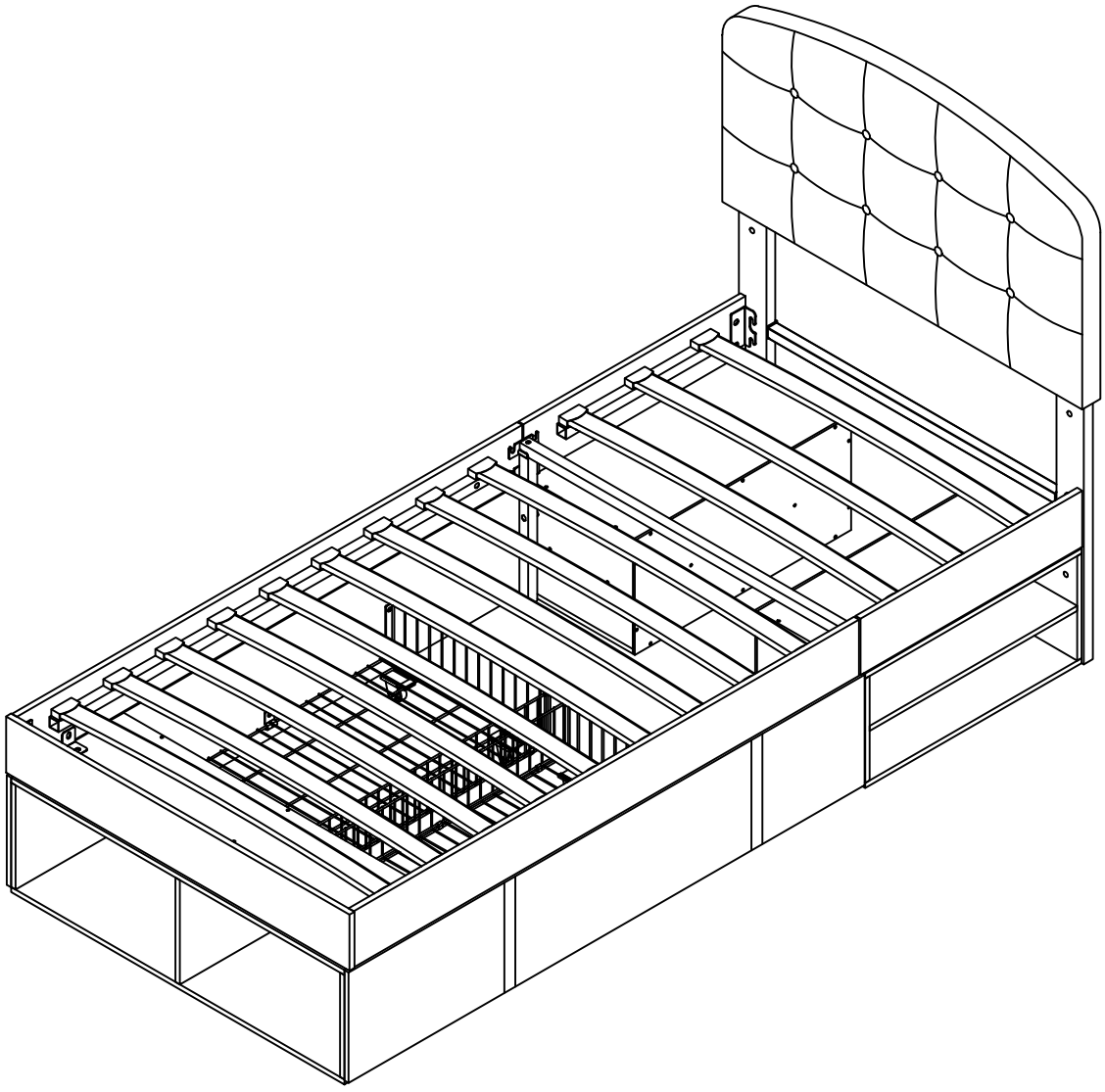
Montageanleitung | Instructions de montage

Assembly Instructions| Instrucciones de montaje

90*190CM



English

IMPORTANT ! KEEP FOR FUTURE REFERENCE : READ CAREFULLY

·To be assembled by an adult. Assembly must be checked by an adult before use
·WARNING ! Keep all screws, small parts and plastic bags out of the reach of children
·Properly identify all parts before assembling
·Never use your item if any of its parts are broken or missing
·Should any problems arise, please contact our After Sales Service
·Manufacturer's instructions shall be followed at all times
·Care: Clean with a soft, dry cloth. In case of larger stains, carefully rub with a slightly damp, non-abrasive sponge
·Avoid the risk of fire by not placing furniture near sources of ignition or hot items
·Do not jump on the bed

Deutsch

WICHTIG ! ZUM SPÄTEREN NACHSCHLAGEN AUFBEWAHREN: SORGFÄLTIG LESEN

·Muss von einem Erwachsenen zusammengebaut werden.Der Zusammenbau muss vor dem Gebrauch von einem Erwachsenen überprüft werden
·WARNUNG! Bewahren Sie alle Schrauben, Kleinteile und Plastikbeutel außerhalb der Reichweite von Kindern auf
·Kennzeichnen Sie vor dem Zusammenbau alle Teile richtig
·Benutzen Sie Ihren Artikel niemals, wenn Teile gebrochen sind oder fehlen
·Sollten Probleme auftreten, wenden Sie sich bitte an unseren Kundendienst
·Die Anweisungen des Herstellers sind stets zu befolgen
·Pflege: Mit einem weichen, trockenen Tuch reinigen. Bei größeren Flecken vorsichtig mit einem leicht feuchten, nicht scheuernden Schwamm abreiben. nicht scheuernden Schwamm
·Vermeiden Sie die Gefahr eines Brandes, indem Sie die Möbel nicht in der Nähe von Zündquellen oder heißen Gegenständen aufstellen
·Nicht auf das Bett springen

Français

IMPORTANT ! CONSERVER POUR RÉFÉRENCE ULTÉRIEURE : LIRE ATTENTIVEMENT


·Le montage doit être effectué par un adulte. Le montage doit être vérifié par un adulte avant Utilisation
·ATTENTION ! Tenir les vis, les petites pièces et les sachets en plastique hors de portée des enfants
·Identifiez correctement toutes les pièces avant de les assembler
·N'utilisez jamais votre article si l'une de ses pièces est cassée ou manquante
·En cas de problème, veuillez contacter notre service après-vente
·Les instructions du fabricant doivent être respectées à tout moment
·Entretien : nettoyer avec un chiffon doux et sec. En cas de taches plus importantes, frotter soigneusement avec une éponge non abrasive légèrement humide. légèrement humide et non Abrasive
·Évitez les risques d'incendie en ne plaçant pas les meubles à proximité de sources d'inflammation ou d'objets chauds
·Ne pas sauter sur le lit


Italiano **IMPORTANTE! CONSERVARE PER RIFERIMENTO FUTURO: LEGGERE ATTENTAMENTE**

·Deve essere assemblato da un adulto. L'assemblaggio deve essere controllato da un adulto prima dell'uso
·ATTENZIONE! Tenere tutte le viti, le piccole parti e i sacchetti di plastica fuori dalla portata dei bambini
·Identificare correttamente tutte le parti prima dell'assemblaggio
·Non utilizzare mai l'articolo se alcune parti sono rotte o mancanti
·In caso di problemi, si prega di contattare il nostro Servizio Post Vendita
·Le istruzioni del produttore devono essere sempre seguite
·Cura: Pulire con un panno morbido e asciutto. In caso di macchie più estese, strofinare accuratamente con una spugna leggermente umida e nonspugna leggermente umida e non abrasiva
·Evitare il rischio di incendio, non collocando i mobili vicino a fonti di accensione o a oggetti caldi
·Non saltare sul letto

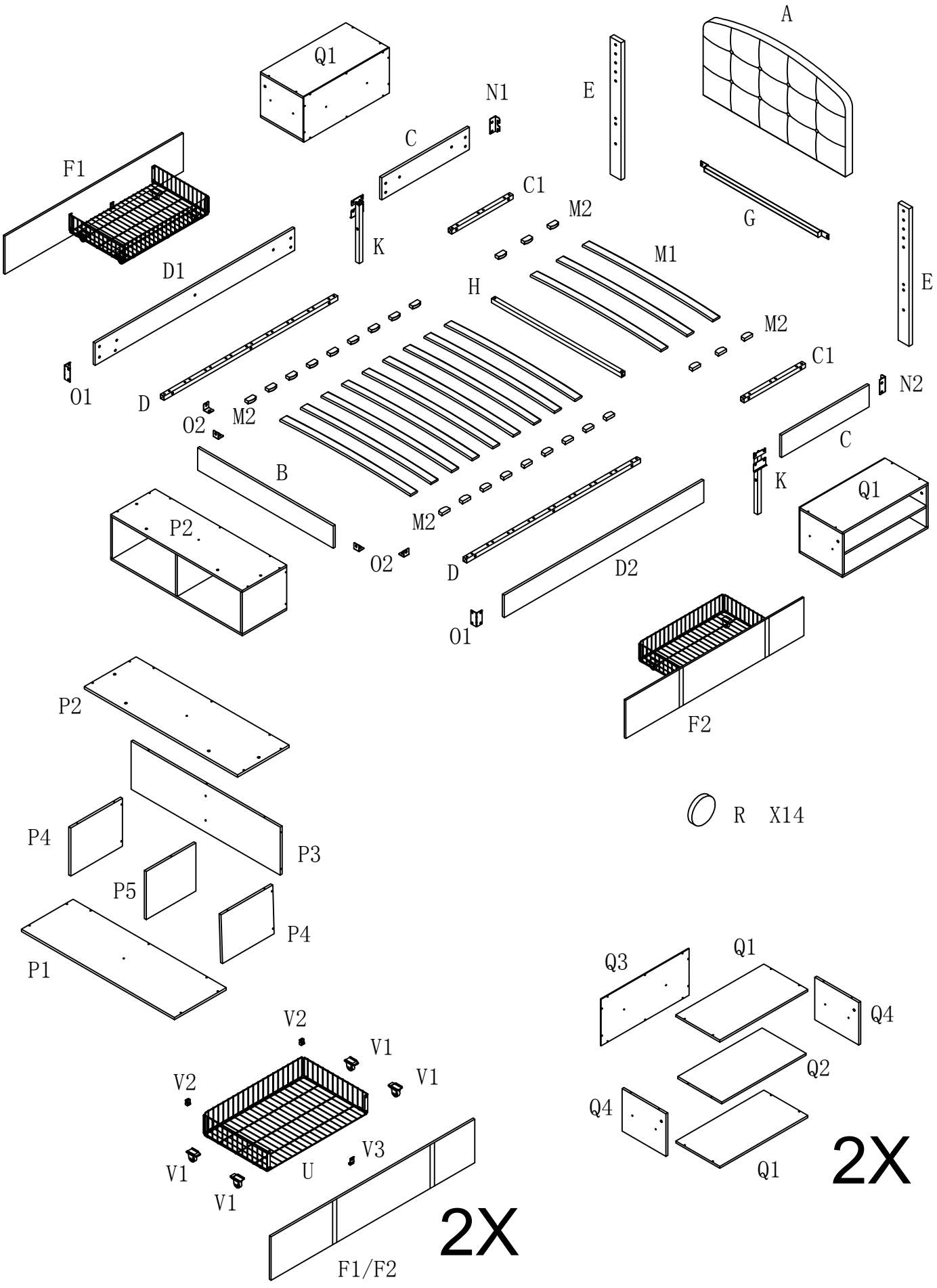
Español **¡IMPORTANTE ! CONSÉRVELO PARA FUTURAS CONSULTAS: LEA ATENTAMENTE**

·Debe ser montado por un adulto. El montaje debe ser comprobado por un adulto antes del uso
ADVERTENCIA Mantenga todos los tornillos, piezas pequeñas y bolsas de plástico fuera del alcance de los niños.
·Identifique correctamente todas las piezas antes de montarlas
·Nunca utilice su artículo si alguna de sus piezas está rota o falta
·Si surge algún problema, póngase en contacto con nuestro Servicio Postventa
·Las instrucciones del fabricante deben seguirse en todo momento
·Cuidado: Limpiar con un paño suave y seco. En caso de manchas más grandes, frote cuidadosamente con una esponja no abrasiva ligeramente humedecida.
·Evite el riesgo de incendio no colocando los muebles cerca de fuentes de ignición u objetos calientes.
·No saltar sobre la cama.

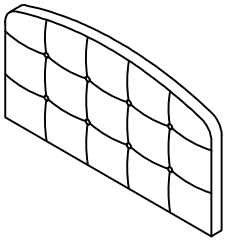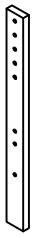
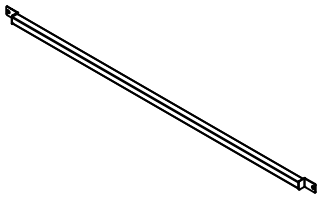
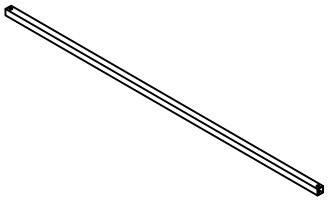
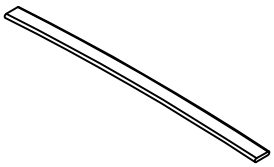
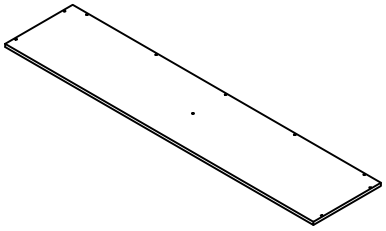
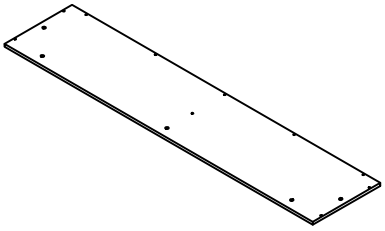
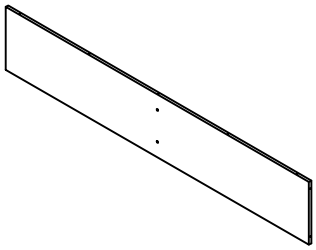
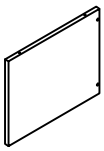
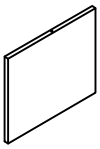
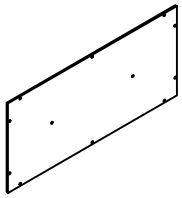
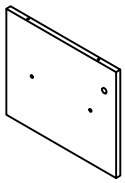
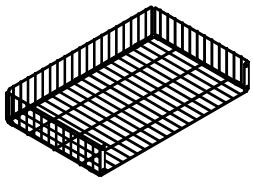




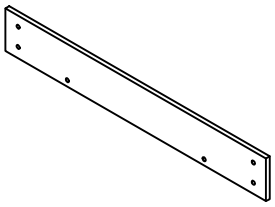
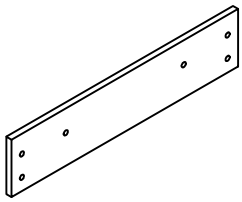
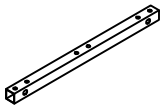
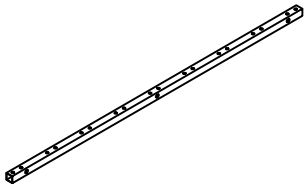
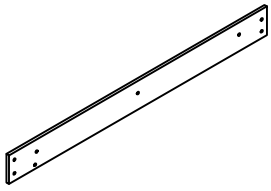
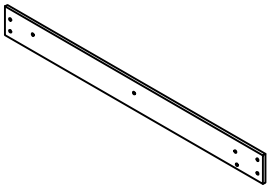
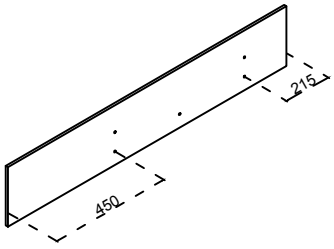
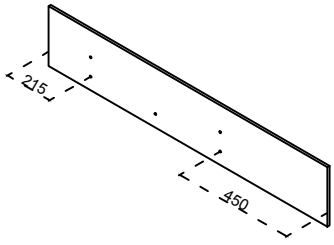
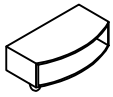
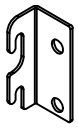
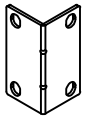
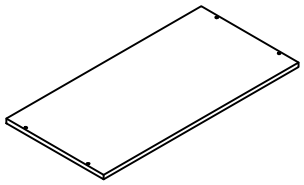
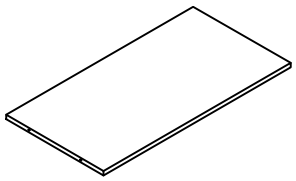
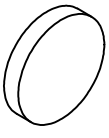
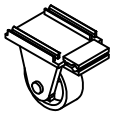



A
Q1
N1
E
C
F1
C1
M2
K
G
M1
D1
H
E
M2
C1
O1
D
N2
O2
M2
C
B
K
Q1
P2
M2
O2
D
D2
O1
F2
P2
R X14
P4
P3
P5
P4
P1
Q3
Q1
Q4
Q2
Q4
Q1
2X
V2
V1
V2
V1
V3
V1
U
V1
2X
F1/F2




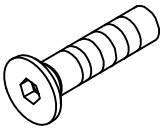
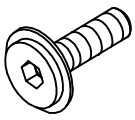
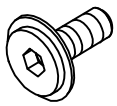
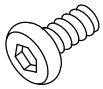
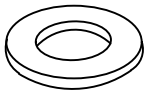
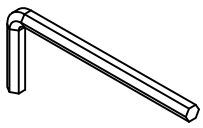
Part list-Partsliste

 A*1PC	 E*2PCS	 G*1PC
 H*1PC	 M1*12PCS	 P1*1PC
 P2*1PC	 P3*1PC	 P4*2PCS
 P5*1PC	 Q3*2PCS	 Q4*4PCS
 U*2PCS		

Part list-Partsliste

 B*1PC	 C*2PCS	 C1*2PCS	 D*2PCS
 D1*1PC	 D2*1PC	 F1*1PC	 F2*1PC
 K*2PCS	 M2*24PCS	 N1*1PC	 N2*1PC
 O1*2PCS	 O2*4PCS	 Q1*4PCS	 Q2*2PCS
 R*14PCS	 V1*8PCS	 V2*4PCS	 V3*2PCS

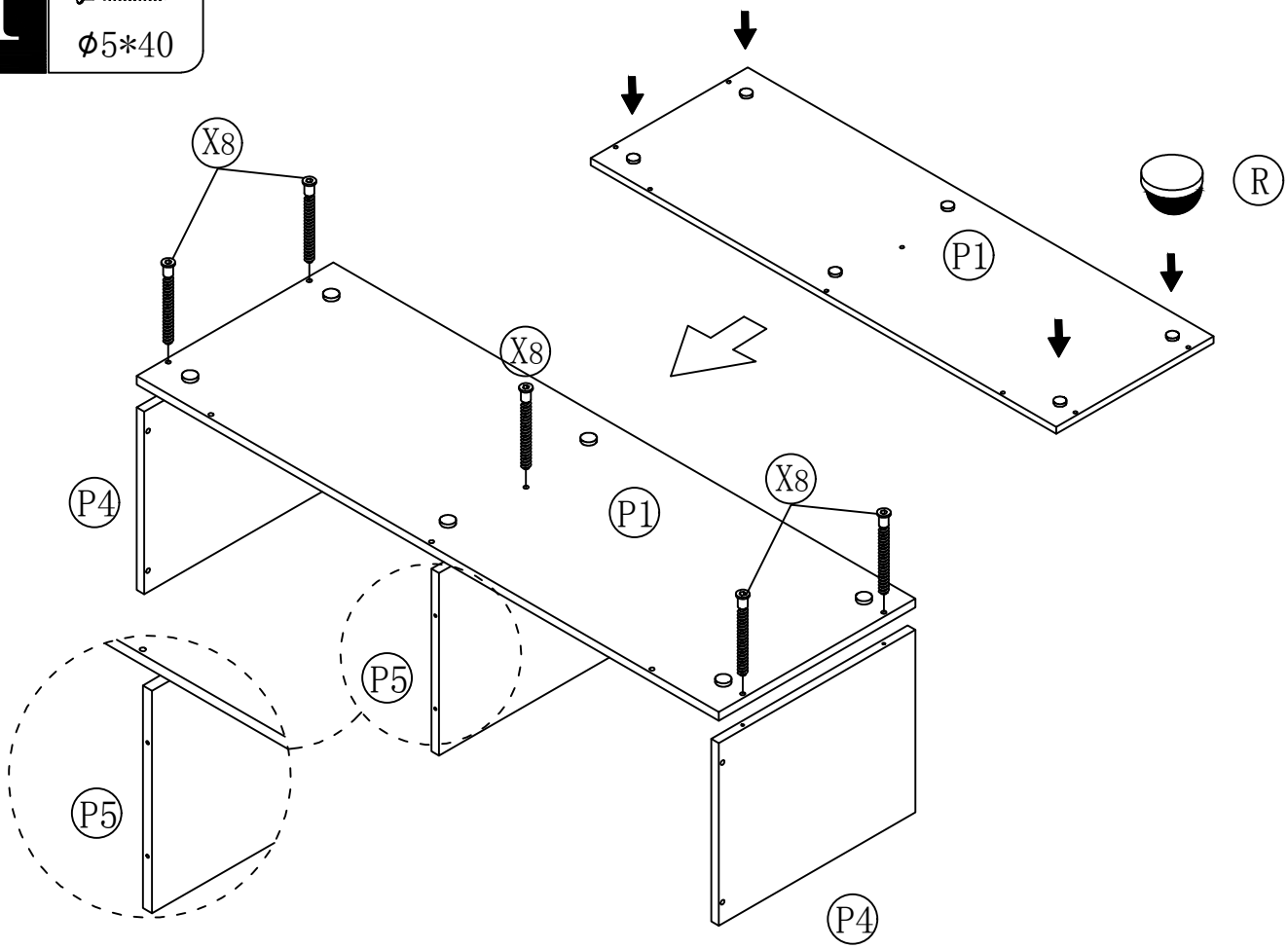
Hardware list-Hardwareliste

X1 4PCS  M8*50mm	X2 16PCS  M8*40mm	X3 4PCS  M8*25mm
X4 4PCS  M8*18mm	X5 22PCS  M8*16mm	X6 4PCS  M8*10mm
X7 10PCS  M6*14mm	X8 70PCS  ϕ5*40	Y 4PCS  ϕ22*ϕ8.5
Z1 1PC  M3	Z2 1PC  M4	Z3 1PC  M5

1

X8*5

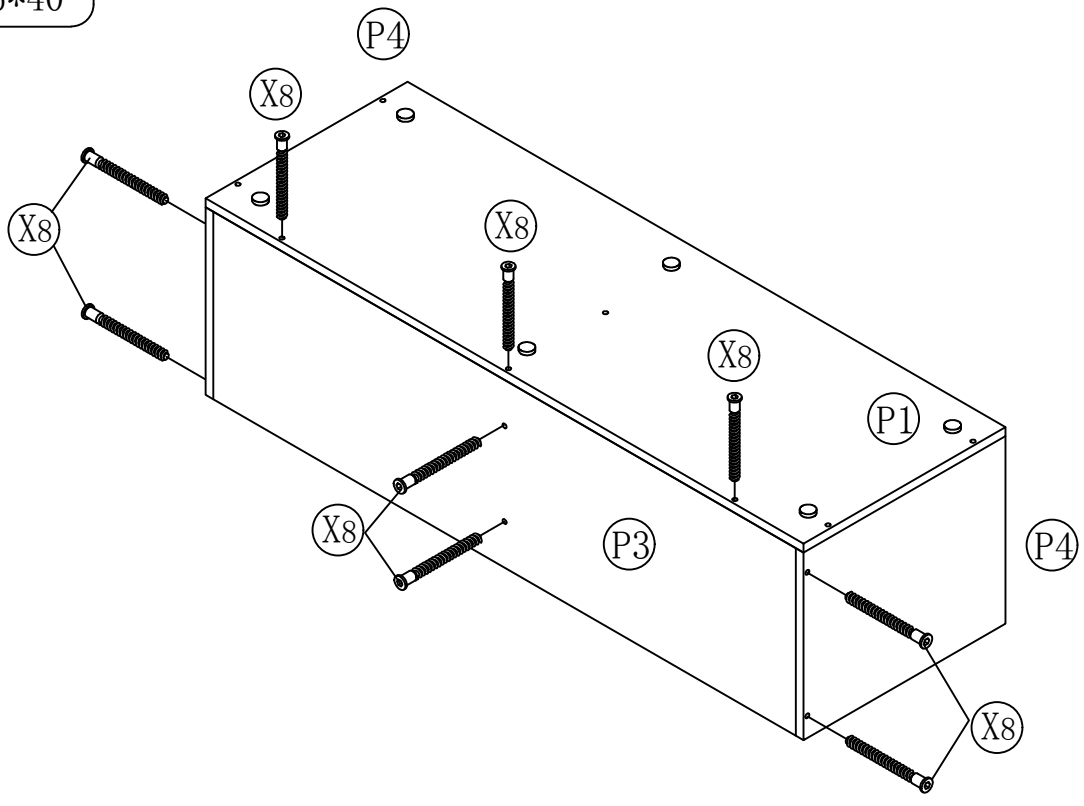
ϕ5*40



2

X8*9

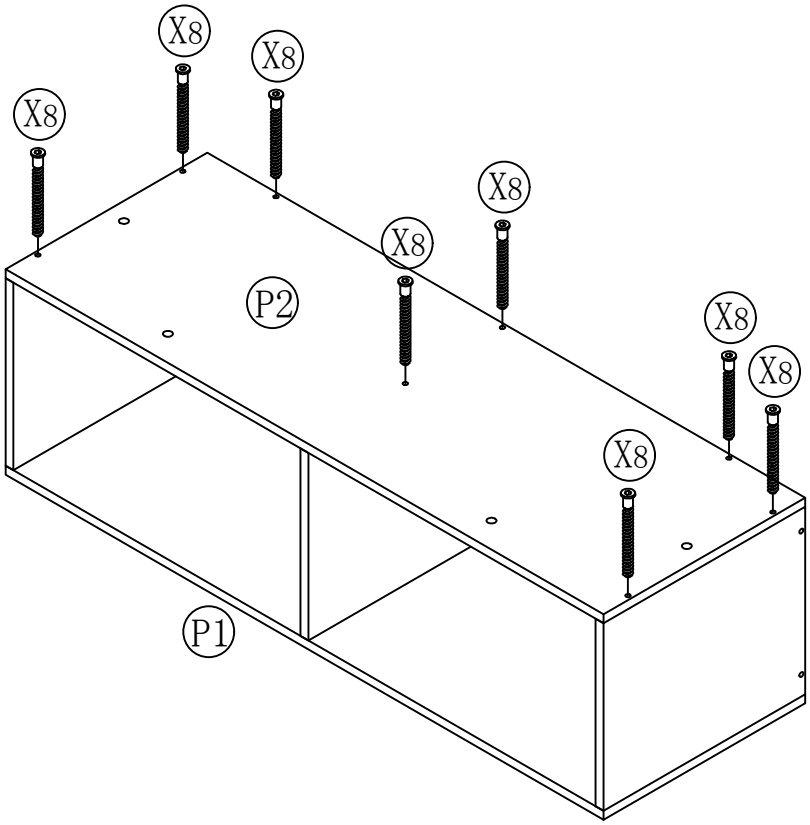
ϕ5*40



3

X8*8

ϕ5*40



4

X6*4



M8*10mm



M8*18mm



M8*16mm



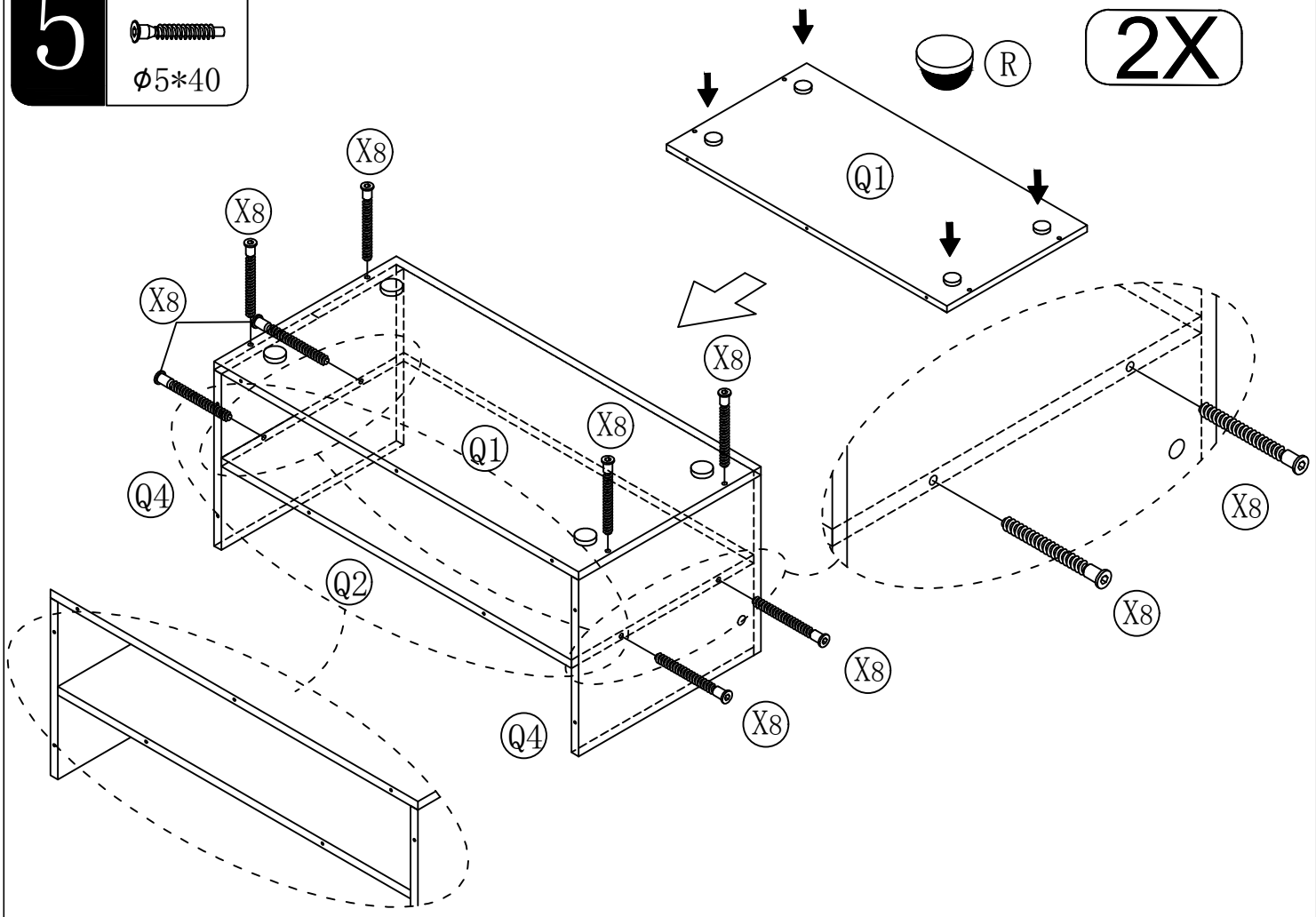
M8*10mm

5

X8*16

ϕ5*40

2X

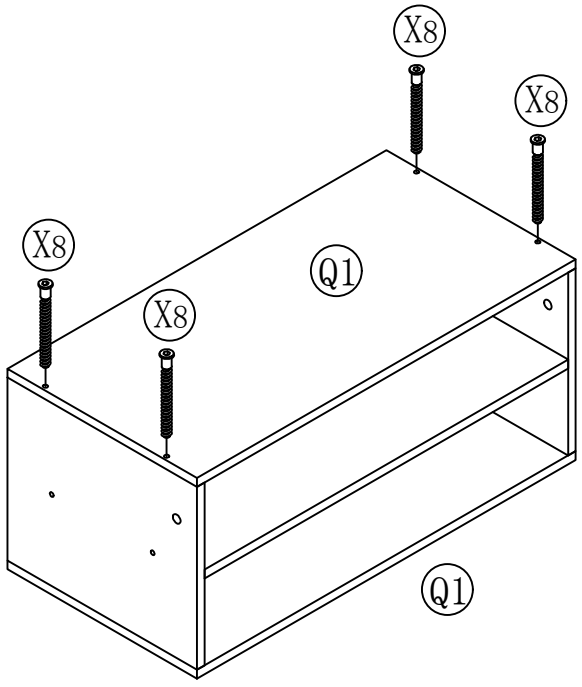


6

X8*8

ϕ5*40

2X

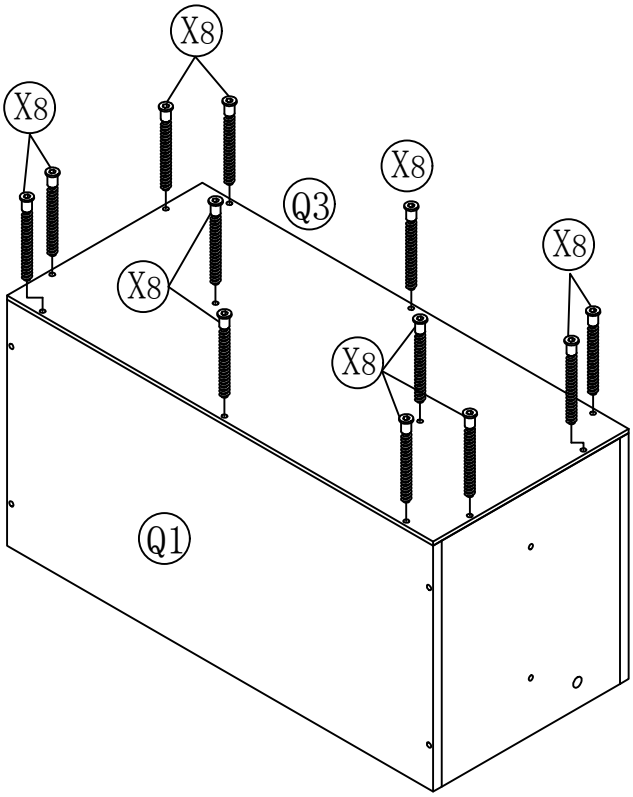


7

X8*24

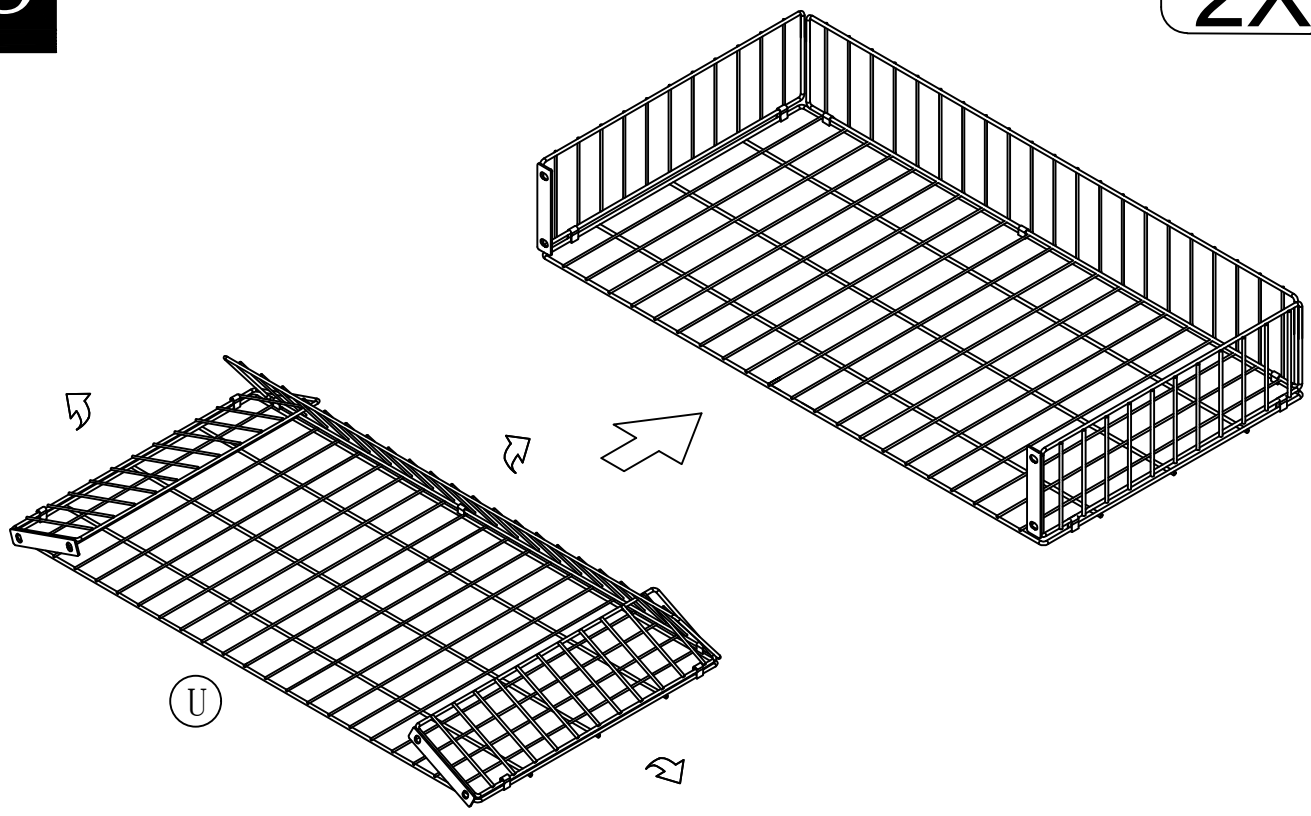
ϕ5*40

2X



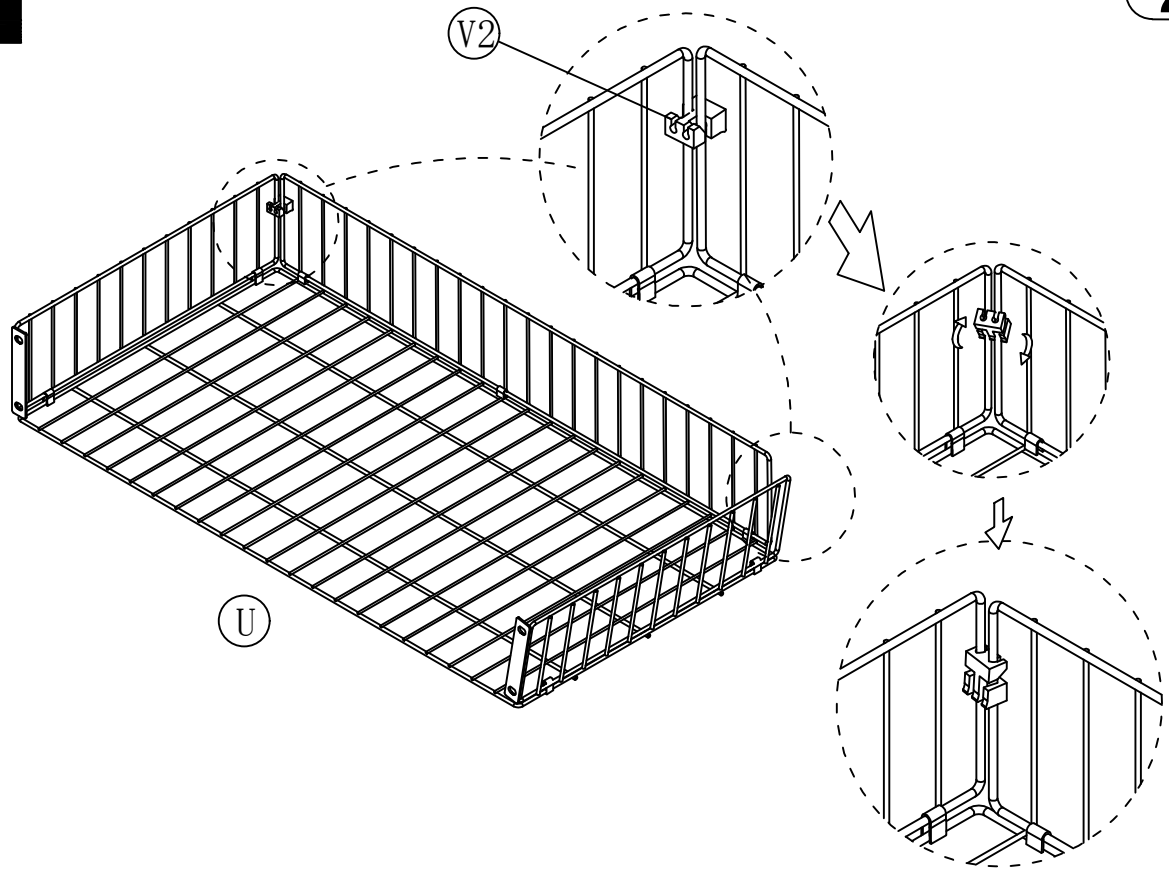
8

2X



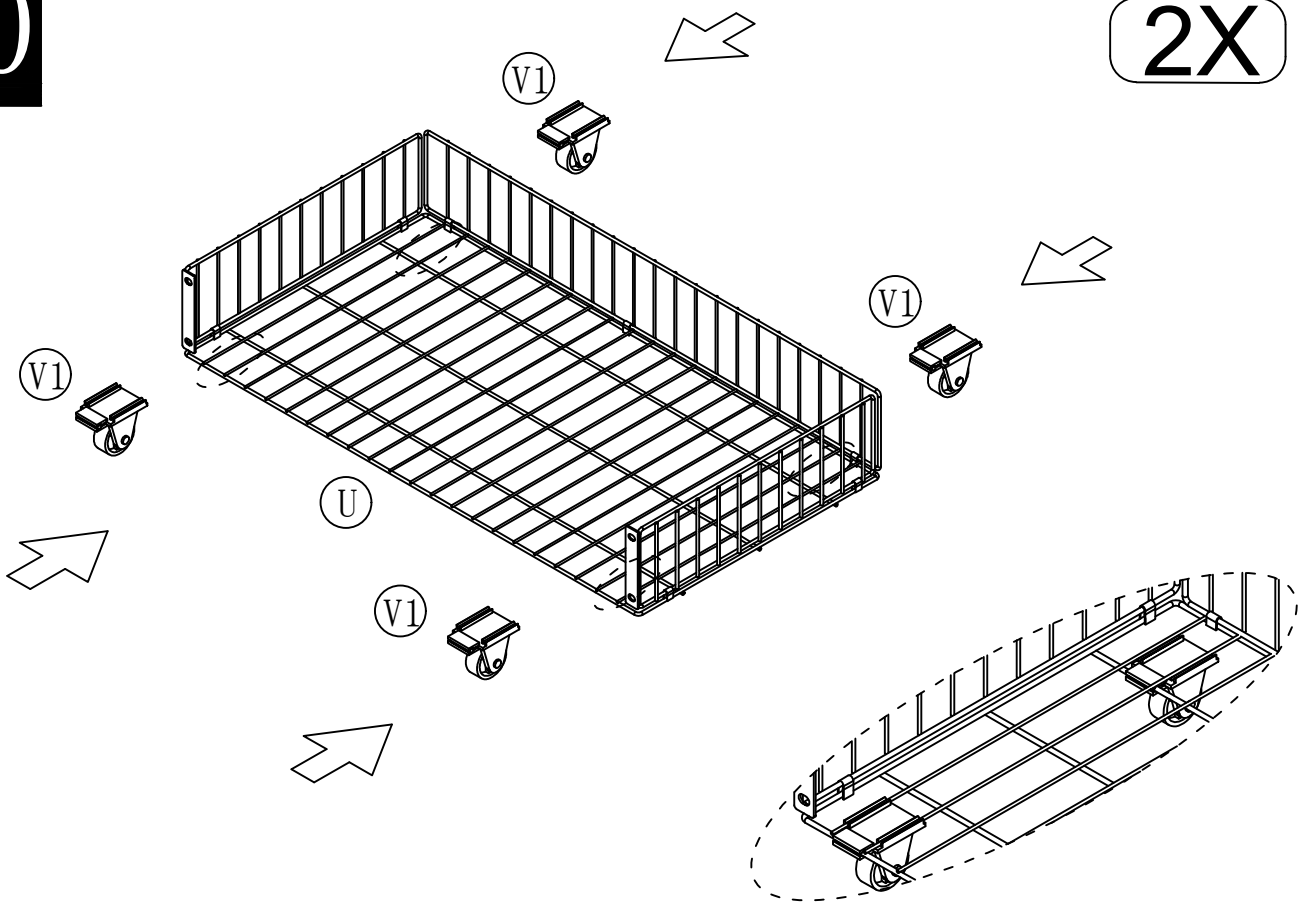
9

2X



10

2X



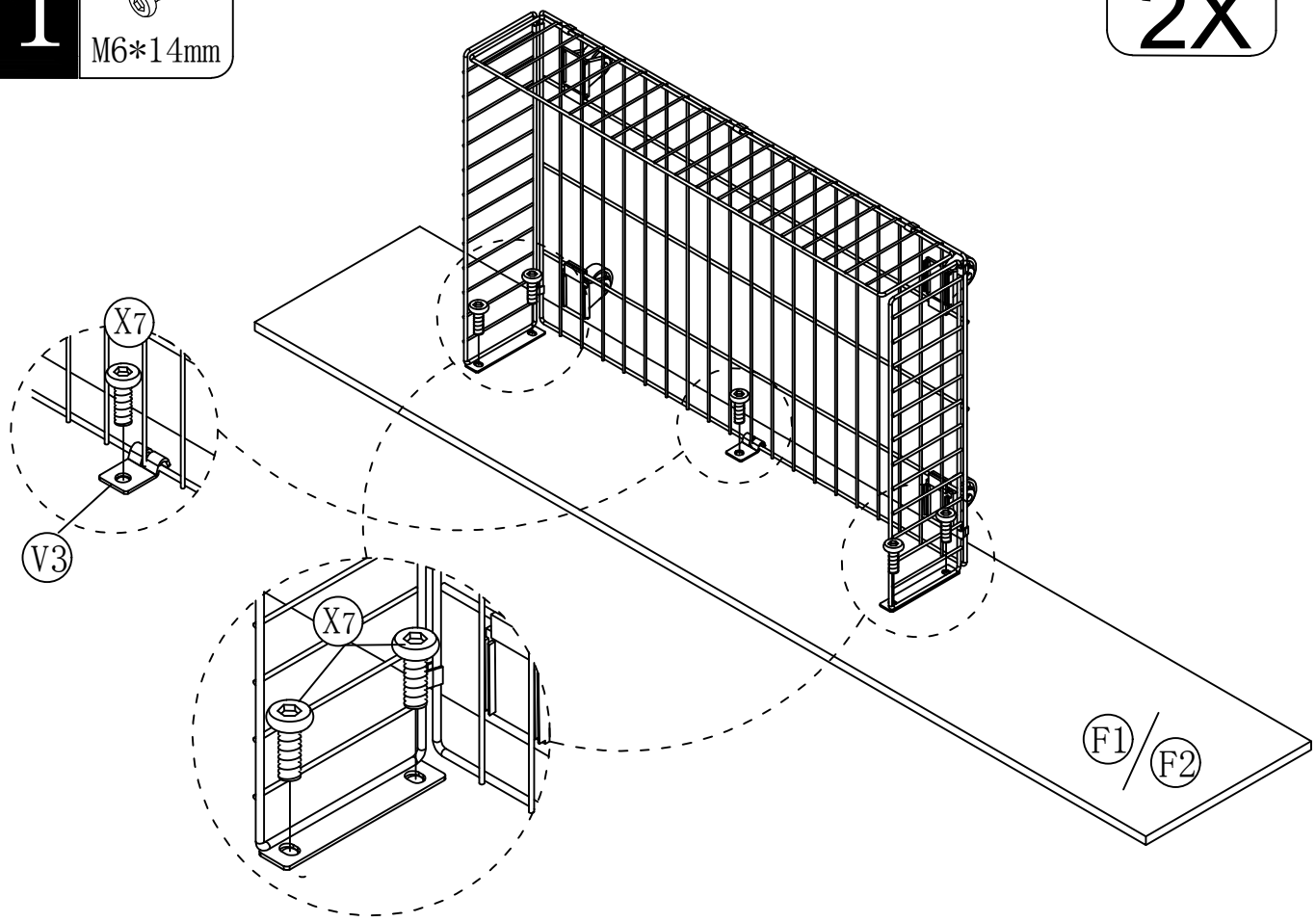
11

X7*10



M6*14mm

2X



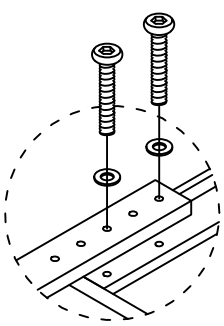
12

X1*4	Y*4
	
M8*50mm	ϕ22*ϕ8.5

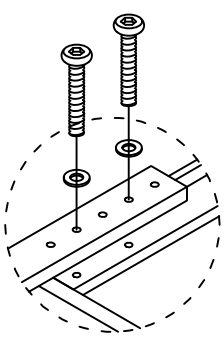
Option A / B / C

Recommended Mattress Height 15/20/25CM

Option A
H:25CM

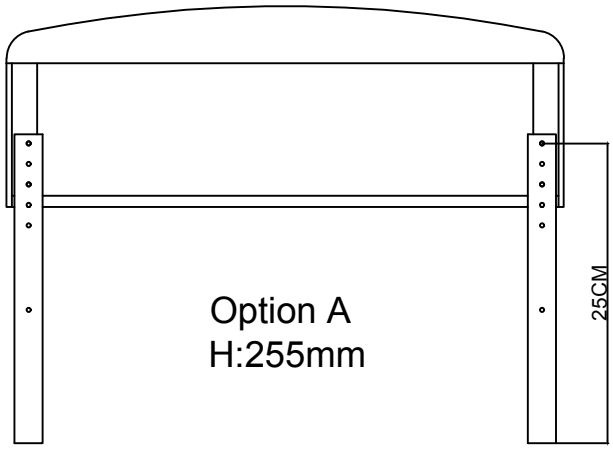


Option B
H:20CM

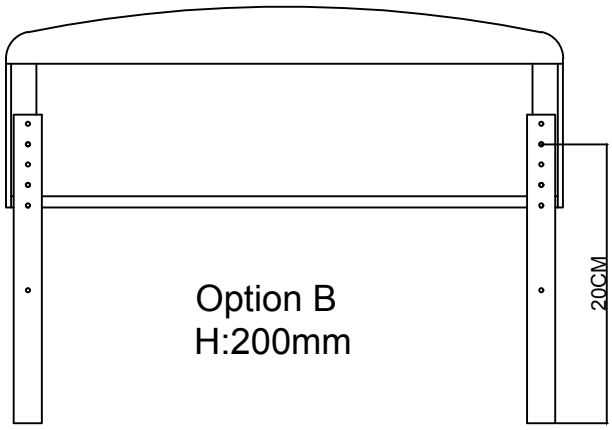


Option C
H:15CM

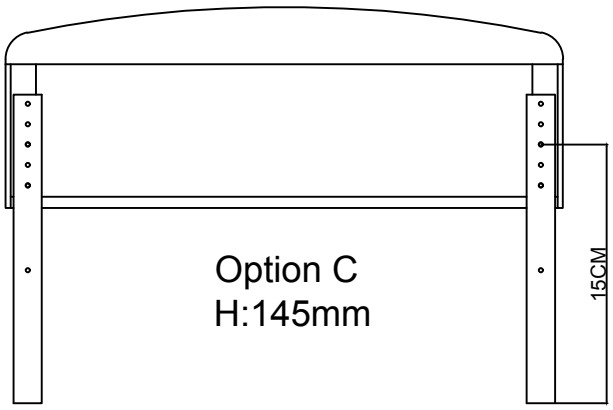
13



Option A
H:255mm



Option B
H:200mm



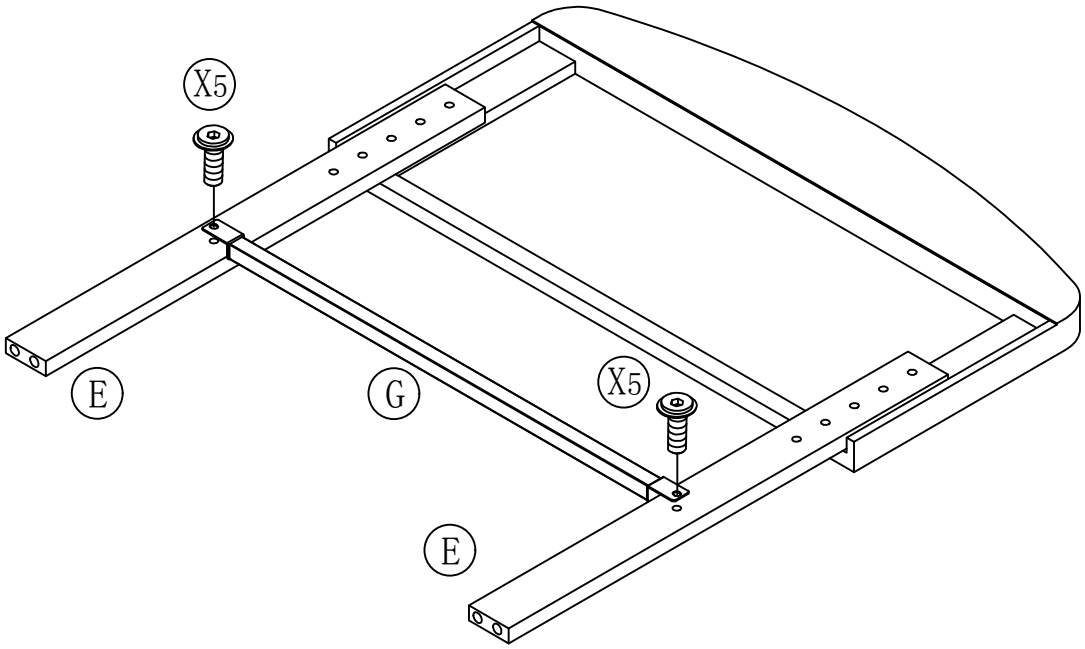
Option C
H:145mm

14

X5*2



M8*16mm



15

X2*10



M8*40mm

16

X4*4



M8*18mm

X5*12



M8*16mm

17

X3*4



M8*25mm

X5*2




M8*16mm

18

X5*6



M8*16mm



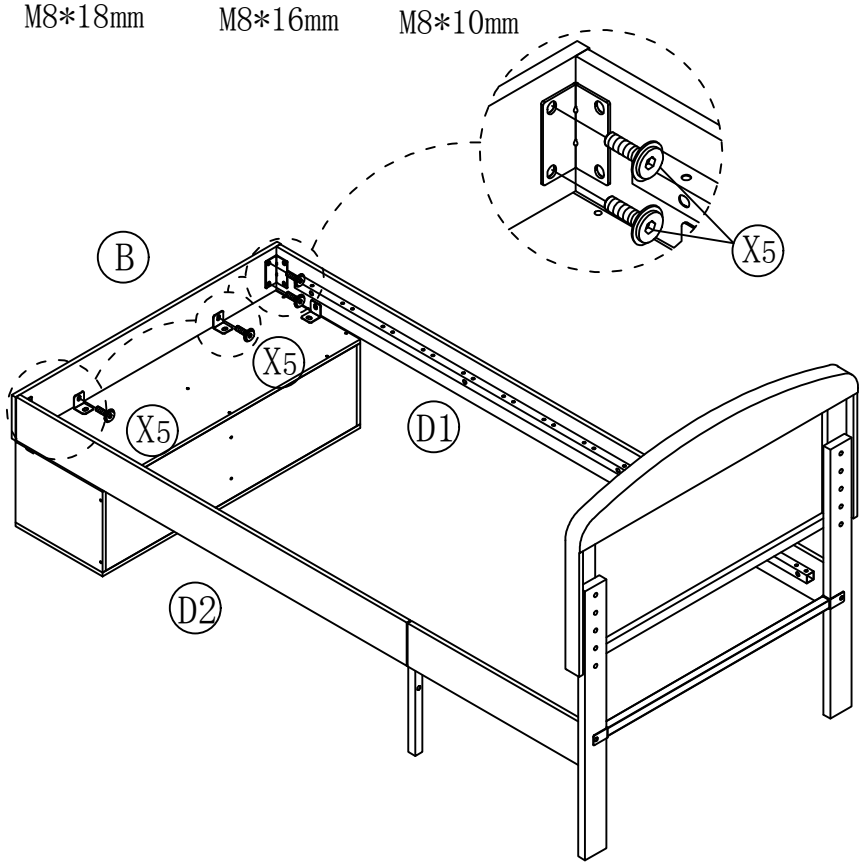
M8*18mm



M8*16mm



M8*10mm

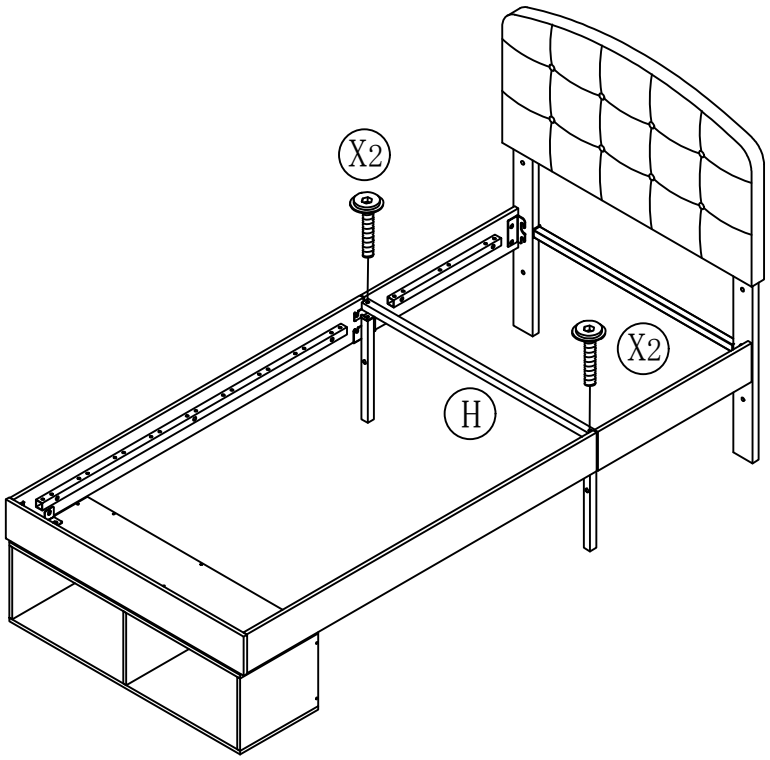


19

X2*2



M8*40mm



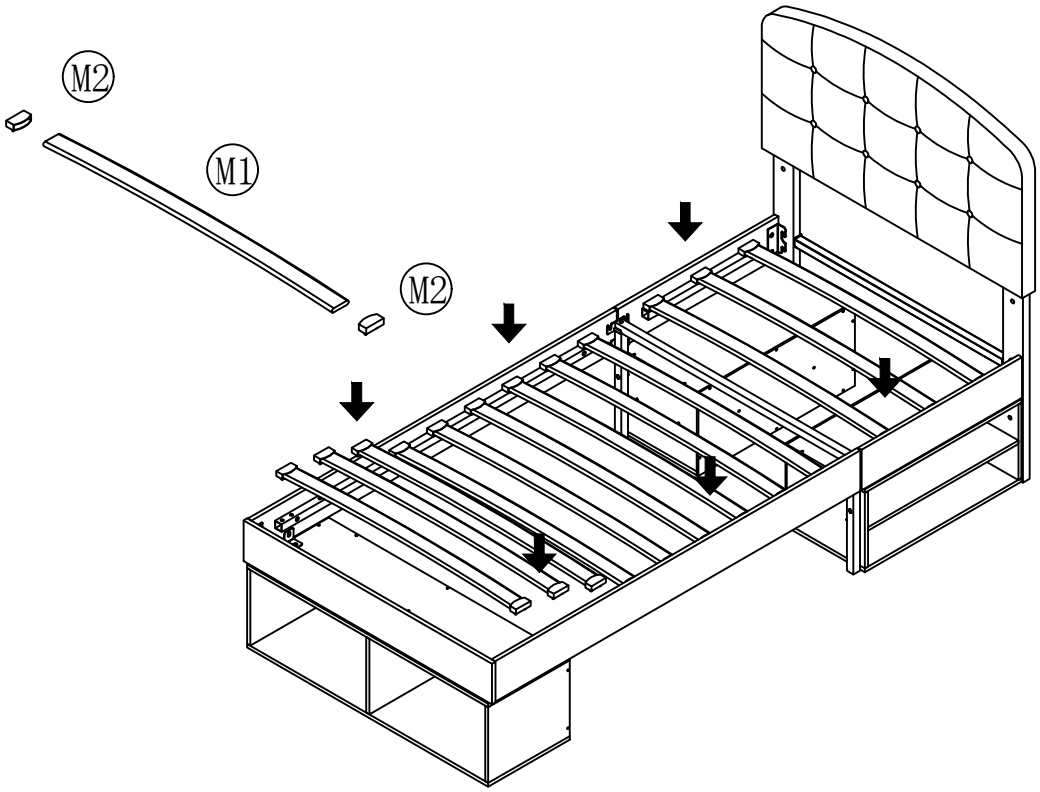
20

X2*4



M8*40mm

21



22

