

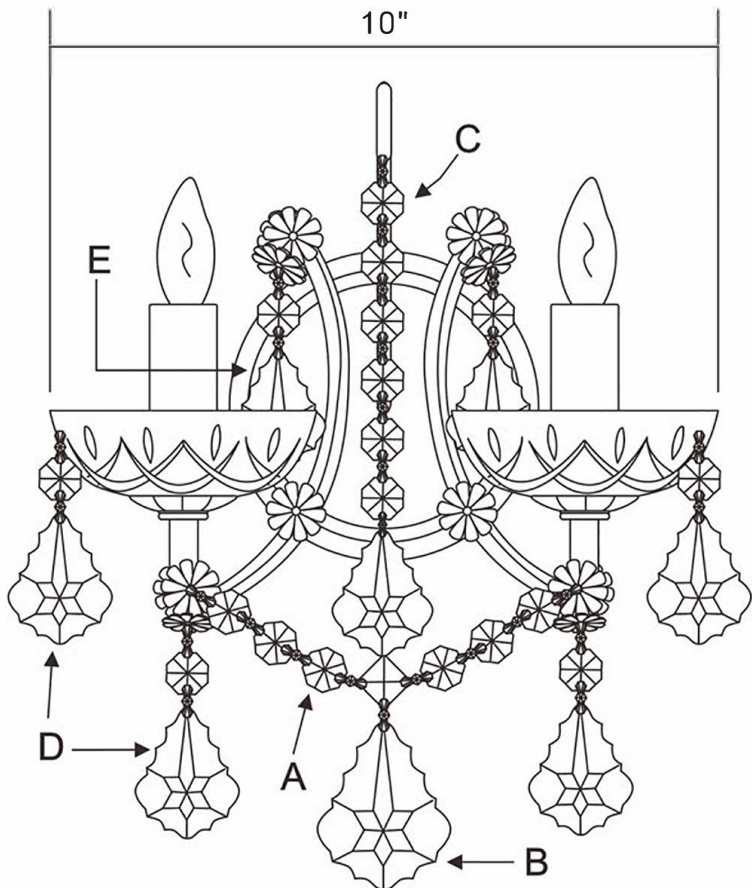
ASSEMBLY AND DRESSING INSTRUCTIONS

WARNING:


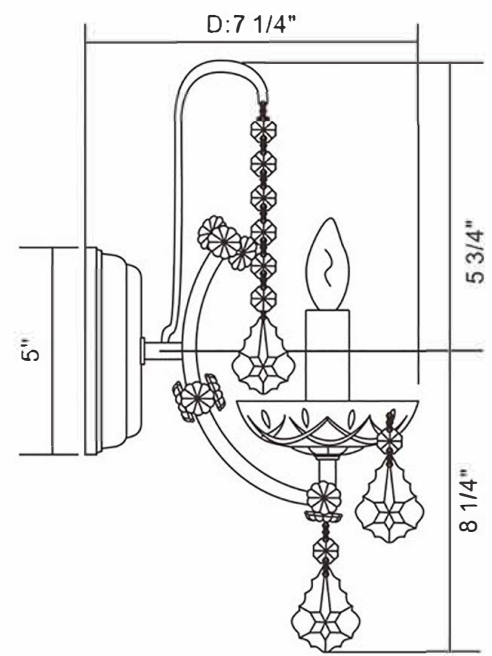



Electrical Danger Turn Power Off






All electrical components must be installed by a licensed electrician in accordance with the National Electric Code and the appropriate local electrical codes.



1 Bobeche with (4) "D" Trim.


 You will need 2 - Cand. Bulb
 40 Watts Recommended
 60 Watts Max
 Bulb not included.

- A=  (6 Jewels Strand + 1 Square 3 Holes) * 1pc
- B=  (AS20/64-2.5 --No Jewels) * 1pc
- C=  (6 Jewels + 1x AS20/50-2) * 1pc
- D=  (AS20/50-2) * 10pcs
- E=  (AS20/38-1.5) * 2pcs

