
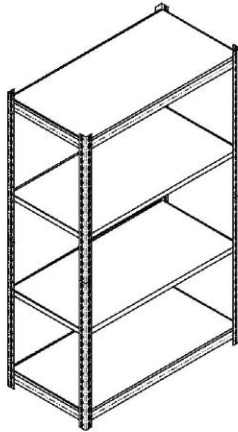


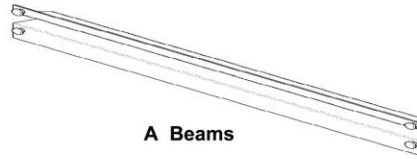


Steel Storage Rack

MODEL NUMBER
UR361860L4P-SV




B Braces



A Beams



C Post



D Wood Shelf



E Coupling

UR361860L4P-SV 4 Shelf 60"h x 18"d x 36"w			
Description	Qty	Part Number	Size
A beams	8	UBE3502	35-13/16"
B braces	8	UBE1702	17-13/16"
C posts	8	UPT3602S	30-1/4"
D shelves	4	RPB21836	18" x 36"
E couplers	4	MPC0409	4"

Safety Instructions

These units should be placed on a level surface. Failure to do so can result in poor product performance or create a possible safety hazard. This unit should be securely anchored to a wall or floor with suitable fasteners, which are not included. Do not use this unit for anything other than the manufactures intended purpose. **DO NOT STAND ON ANY PART OF THE UNIT, OR USE IT AS A LADDER.** Evenly distribute the weight on each level and always keep the heavier loads on the bottom. Use care when working with metal parts.

General Instructions

Assembly is done with the rivets of the beams and braces fitting into the slots of the post. A rubber mallet may be used on the beams and braces to seat the rivets properly. A hammer can also be used, providing one uses a cloth or a block of wood between the hammer head and the parts to prevent damage. Tap gently and be sure the rivets are straight and fully engaged.

Should you have any comments, damage, missing parts, or problems with assembly of this unit please feel free to contact our customer service and manufacturing facility at (773) 475-3137 and request service. We can also be reached on the internet at the following email address : service@edsal.com.

To obtain replacement parts, please provide the following information :
 - Model # - Part # & Description - Location Purchased - Date Purchased

Consumer Products Division
 Edsal Manufacturing Company
 4400 South Packers Avenue
 Chicago, IL 60609 www.edsal.com

REV2.7C
 Packaged in the USA with US and imported parts
 patents pending