


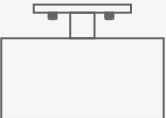
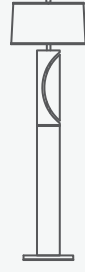



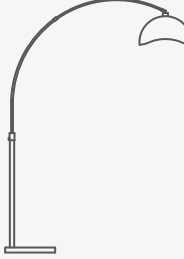




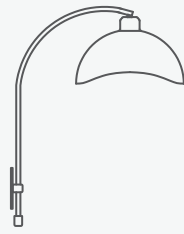


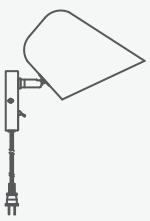



## LED BULB PURCHASE SUGGESTIONS

	<b>Table Lamp</b>	<b>E26</b> 	14W A19 E26 1500 LUMENS		<b>Torchiere</b>	<b>E26</b> 	15W A19 E26 1600 LUMENS
	<b>Flush Mount</b>	<b>E26</b> 	14W A19 E26 1500 LUMENS		<b>Floor Lamp</b>	<b>E26</b> 	14W A19 E26 1500 LUMENS
	<b>Semi-Flush Mount</b>	<b>E26</b> 	14W A19 E26 1500 LUMENS		<b>1 Light Arc Lamp</b>	<b>E26</b> 	14W A19 E26 1500 LUMENS
	<b>Pendant</b>	<b>E26</b> 	14W A19 E26 1500 LUMENS		<b>3 Light Arc Lamp</b> <small>(standard bulb types)</small>	<b>E26</b> 	14W A19 E26 4500 LUMENS
	<b>Wall Sconce</b>	<b>E26</b> 	14W A19 E26 1500 LUMENS		<b>3 Light Arc Lamp</b> <small>(candelabra bulb types)</small>	<b>E12</b> 	7W B11 E12 3600 LUMENS
	<b>Wall Sconce</b>	<b>GU10</b> 	5W MR16 GU10 400 LUMENS		<b>5 Light Arc Lamp</b>	<b>G16</b> 	4W G16 E12 1800 LUMENS
	<b>Wall Sconce</b>	<b>E12</b> 	5W B11 E12 400 LUMENS				

\*We recommend 2700K color temperature and 90+ CRI

\*Incandescent Equivalent: 4/5/7/14/15W LED-> 40/60/60/100/150W Incandescent

\*We recommend buying high quality dimmable, flicker-free LED bulbs from a reputable brand.