

**Please read these instructions
carefully before assembling.**

INSTRUCTION MANUAL

K/D SOFA SET

K/D Chaise Sofa Set


Assembly Requirements:

Number of people required to assemble – 2

Approximate assembly time – 10 minutes

Dimensions:

215*153*69/84cm

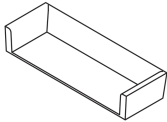


COMPONENT PARTS

Please check if you have all the parts as listed below. Note: The quantities below are the correct amount to complete the assembly. In some cases more fittings may be supplied than are required.

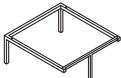
A

SEAT BASE




B

LEG FRAME

 x2


C

LEG BAR

 x2


D

1/4 x 55mm BOLTS

 x12


E

WASHERS $\phi 6 \times \phi 18$

 x12

F

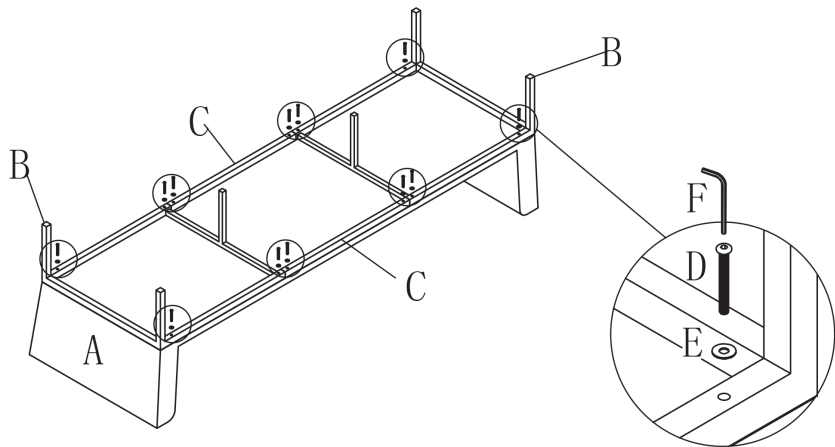
ALLEN KEY



ASSEMBLY INSTRUCTIONS

STEP 1

Ensure all the parts are at the correct positions,using the allen key (Part F) to tighten up all the bolts.



Safety and Care Advice

KEEPING OOUTDOOR FABRIC LOOKING ITS BEST IS SIMPLE AND EASY.

- Use a sponge or soft brush to apply mild soap and warm water to the fabric.
- Rinse thoroughly.
- Air dry.

FOR STUBBORN STAINS OR MILDEW:

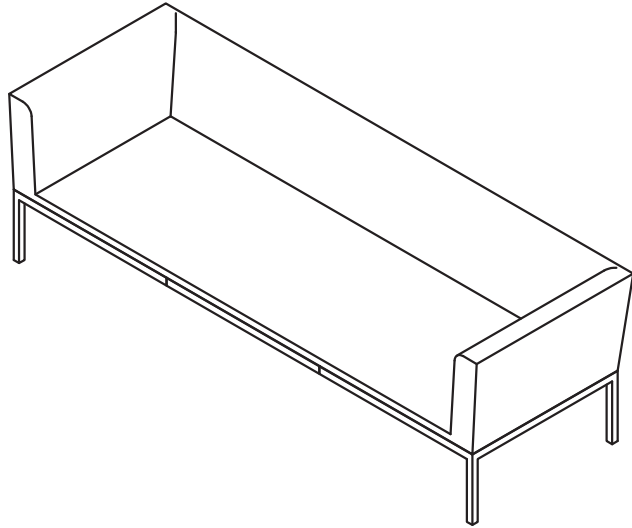
- Add one cup of bleach per gallon of soap and water.
- Apply directly to the stain.
- Use a sponge or soft brush to clean.
- Rinse thoroughly.
- Air dry.
- If necessary, repeat with additional bleach.

Always rinse thoroughly. Bleach won't harm the fabric, but it could damage clothing if not rinsed away.

All-Weather fabric air dries very quickly. Machine drying is unnecessary and high heat may damage the fabric.

STEP 2

Carefully turn the assembled Sofa, and double check all the bolts are fully tightened.



STEP 3

STEP 4