












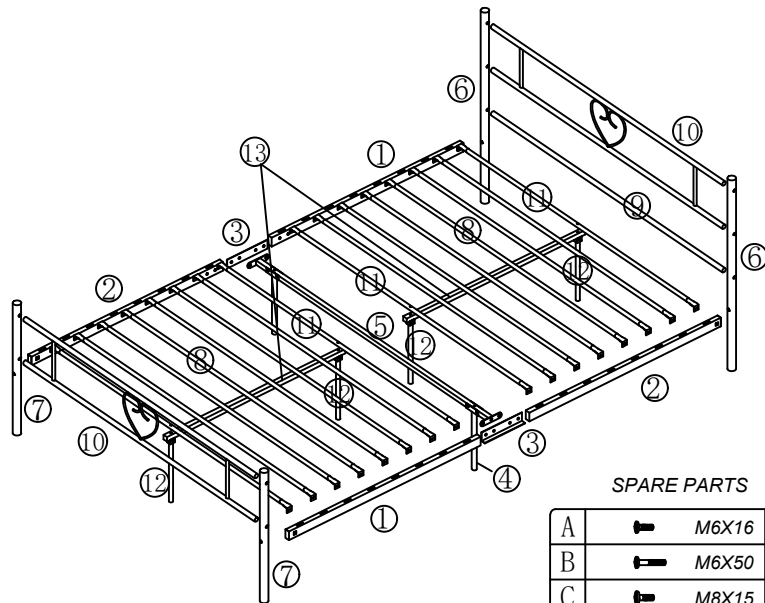













WARNING

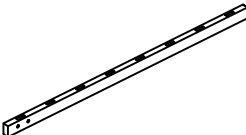
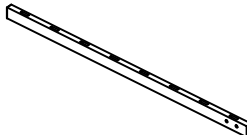
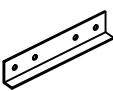

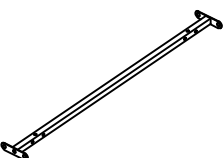
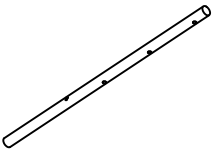

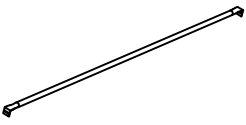

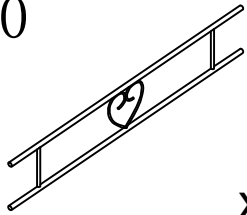
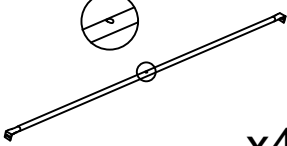

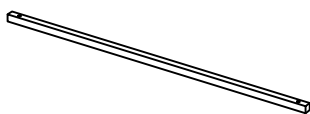
·Please don't fasten all screws until you assemble full bed.

A		M6X16	x4
B		M6X50	x10
C		M8X15	x8
D		M8X35	x2
E		M8X50	x4
F		M8X70	x4
G		M6X18	x4
H			x14
I			x2
J			x4
K			x32
L		M4	x2
M		M5	x1

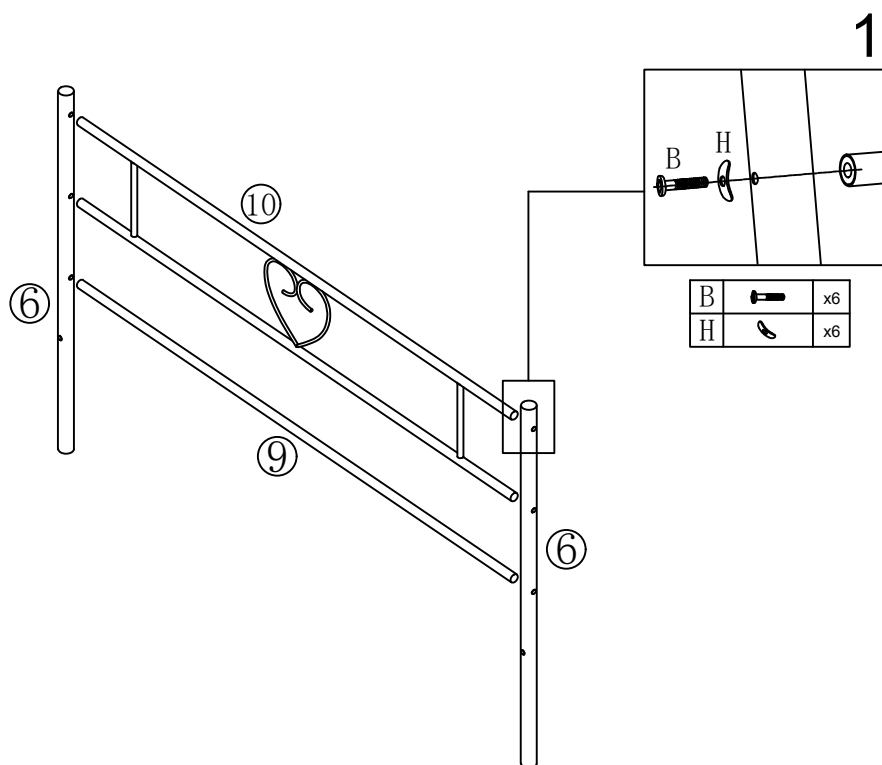


SPARE PARTS

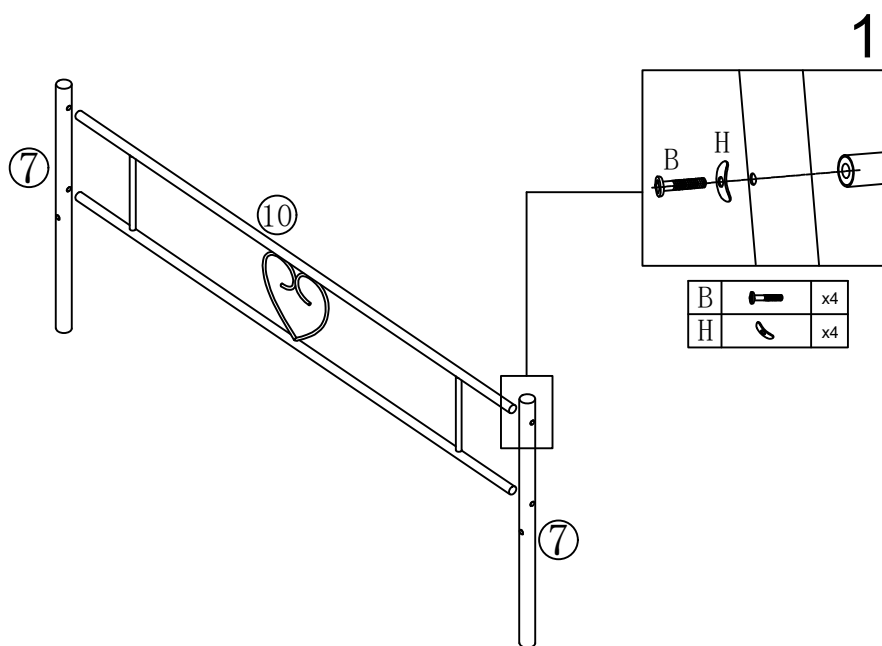
A		M6X16	x1
B		M6X50	x1
C		M8X15	x1
D		M8X35	x1
E		M8X50	x1
F		M8X70	x1
G		M6X18	x1
H			x1
I			x1
J			x1
K			x1

1  x2	2  x2	3  x2	4  x2
5  x1	6  x2	7  x2	8  x12
9  x1	10  x2	11  x4	12  x4
13  x2			

STEP 1



STEP 2



STEP 3

1

2

3

C x2

F x4
H x4
J x4

Please tear off the blue film before assemble part ③ like the photos

C x2

STEP 4

1

2

5

4

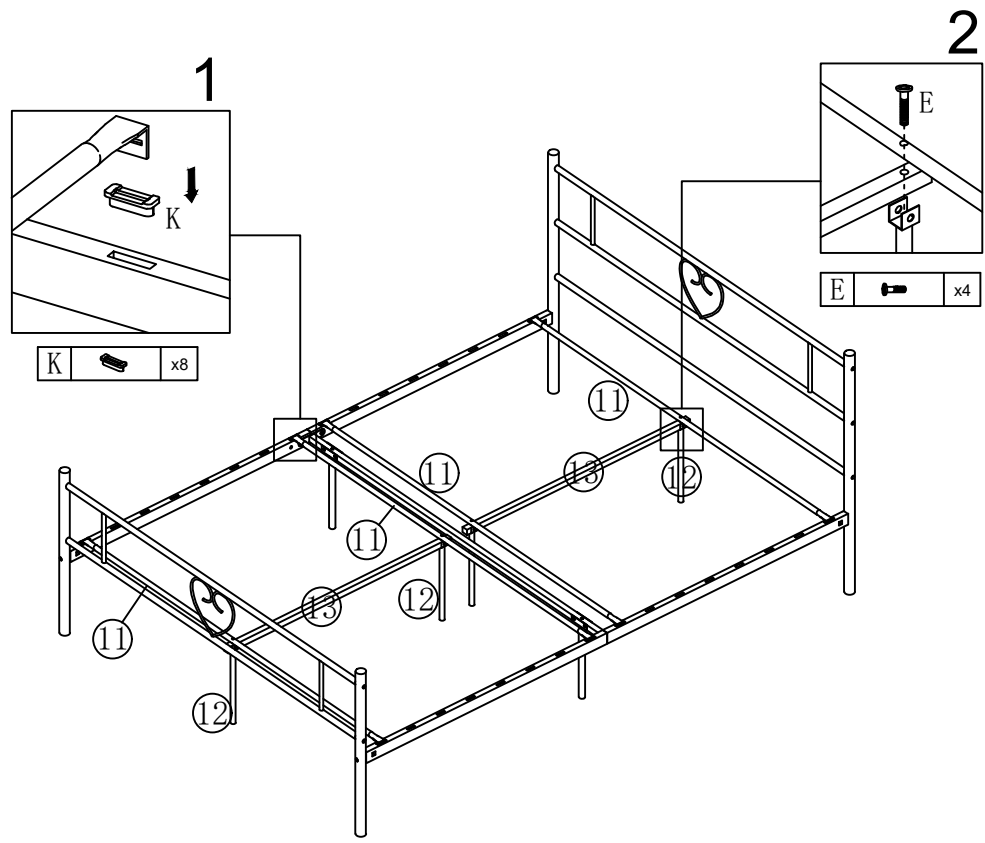
3

5

A x4
D x2
G x4
I x2

C x4

STEP 5



STEP 6

