

HAPPATIO

OWNER'S MANUAL


HAPPATIO

Patio Dining Sets



"Happy families through happy living"

HAPPATIO



If you have any questions,
please contact customer service:
E-mail: happatio@hotmail.com
Facebook: [@happatio](https://www.facebook.com/happatio)

WARNING



Please read and understand this entire manual before attempting to assemble or install the product.



Some parts may contain sharp edges. Please wear protective gloves when assemble or install the product.



Assemble the item on a soft, non-abrasive surface such as carpeting to avoid damage, such as carpeting.



Keep all children and pets away form assembly area. Children and pets should be supervised when they are in the area of the dining set construction.



The Item is heavy. Please handle with care. Two or more people are required for this assembly.

CAUTION

- ★ Chair is used for sitting only. Do not stand on it or use any part of this item as a step ladder.
- ★ Recommended maximum sitting weight for the chair set is 250lbs /113 kgs.
- ★ Please do not exceed the weight limitations of this item.
- ★ Firmly secure all bolts, screws and knobs before use. Reconfirm that all bolts, screws, and knobs are secure every 90 days.
- ★ Do not use or store this item in the proximity of open flame or flammable/combustible chemicals.
- ★ If any parts are missing, broken, damaged, or worn, stop using this product until repairs are made and/or factory replacement parts are installed.

ATTENTION

- ★ Check every part with the part list before assembly. If any part is missing or damaged, do not attempt to assemble the product and contact us immediately.
- ★ We care about every customer's experience. Please feel free to contact us if you have any advice. We will offer you efficient solutions ASAP.
- ★ We recommend you to use waterproof furniture cover for the entire patio dining set when out of use to keep them longer performance.
- ★ The chair cushion cover can be removable and clean up by cleaner when it has stains. You could adjust the foot leveler to keep table in balance.

WARRANTY COVERAGE REQUIREMENTS

- ★ Pictures of the damaged parts
- ★ The order number of your product.
- ★ Please gather all of this information BEFORE you contact us.
- ★ Do not use this item in a way inconsistent with the manufacturer's instructions as this could void the product warranty.


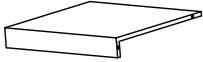







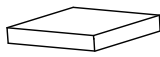


**Happy Families
Through
Happy Living**

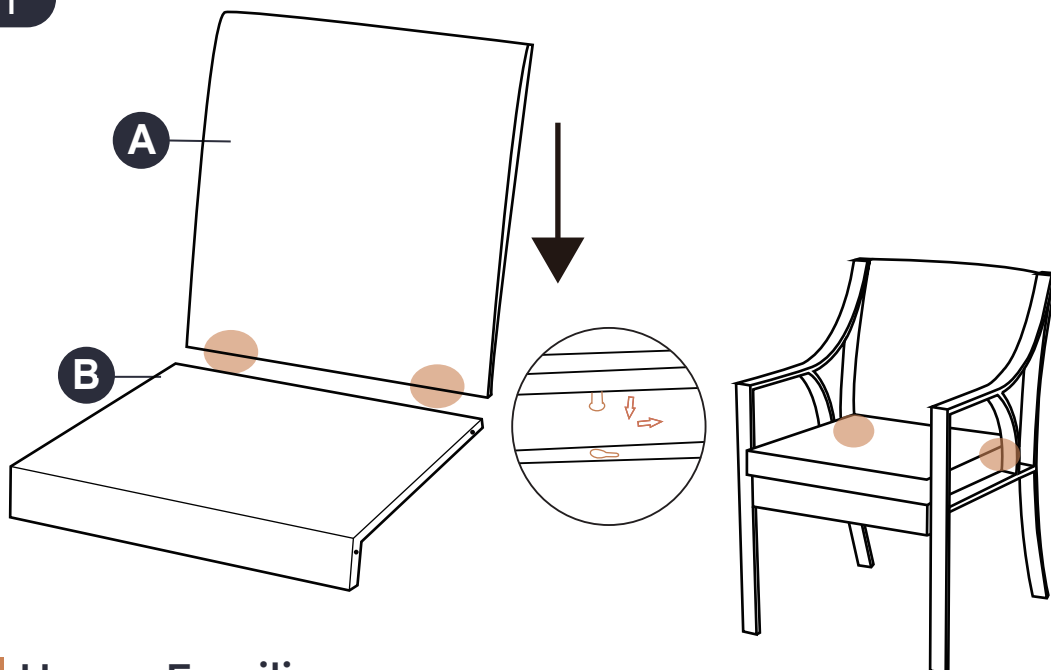
E-mail: happatio@hotmail.com
Facebook: @happatio



Part List

- | | | | |
|---|---|--|---|
| <p>A Back  6x1PC</p> | <p>B Seat  6x1PC</p> | <p>C Armrest  6x1PC</p> | <p>D Armrest  6x1PC</p> |
| <p>E M6X30MM Bolt  6x2PCS</p> | <p>F M6X40MM Bolt  6x2PCS</p> | <p>G M6X55MM Bolt  6x2PCS</p> | <p>H Steel Washer  6x6PCS</p> |
| <p>I Wrench  1PC</p> | <p>J Cushions  6x1PC</p> | | |

STEP 1



Happy Families
Through
Happy Living

E-mail: happatio@hotmail.com
Facebook: @happatio




STEP 2

E

M6X30MM Bolt
2PCS

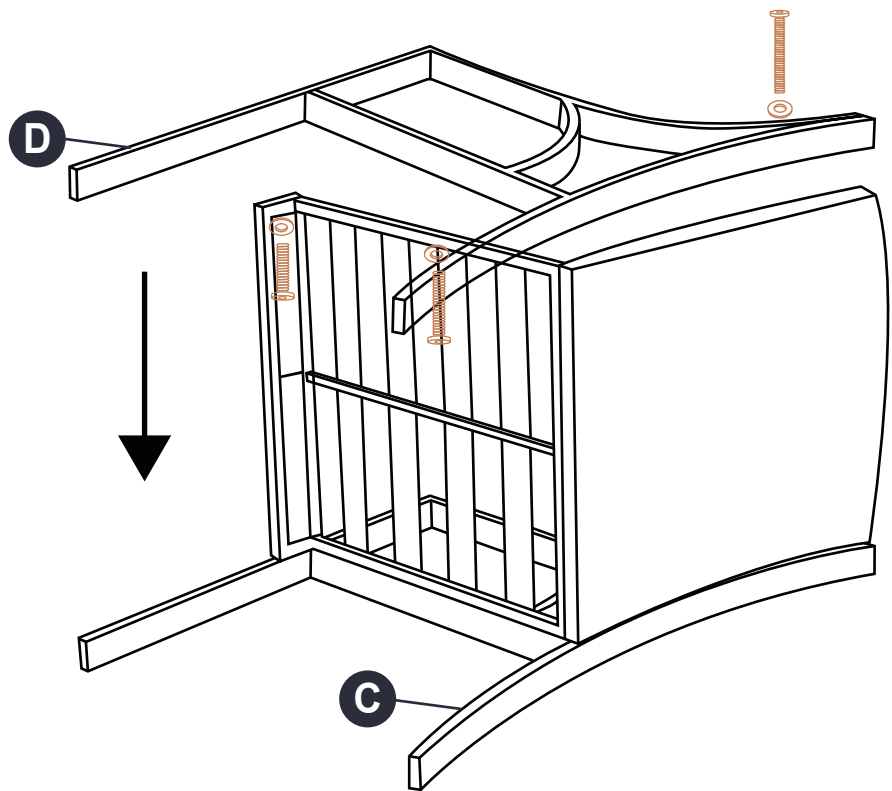

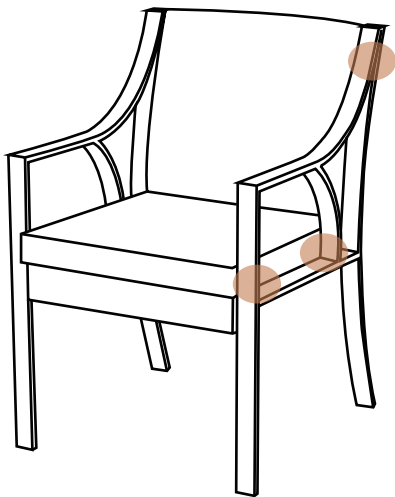
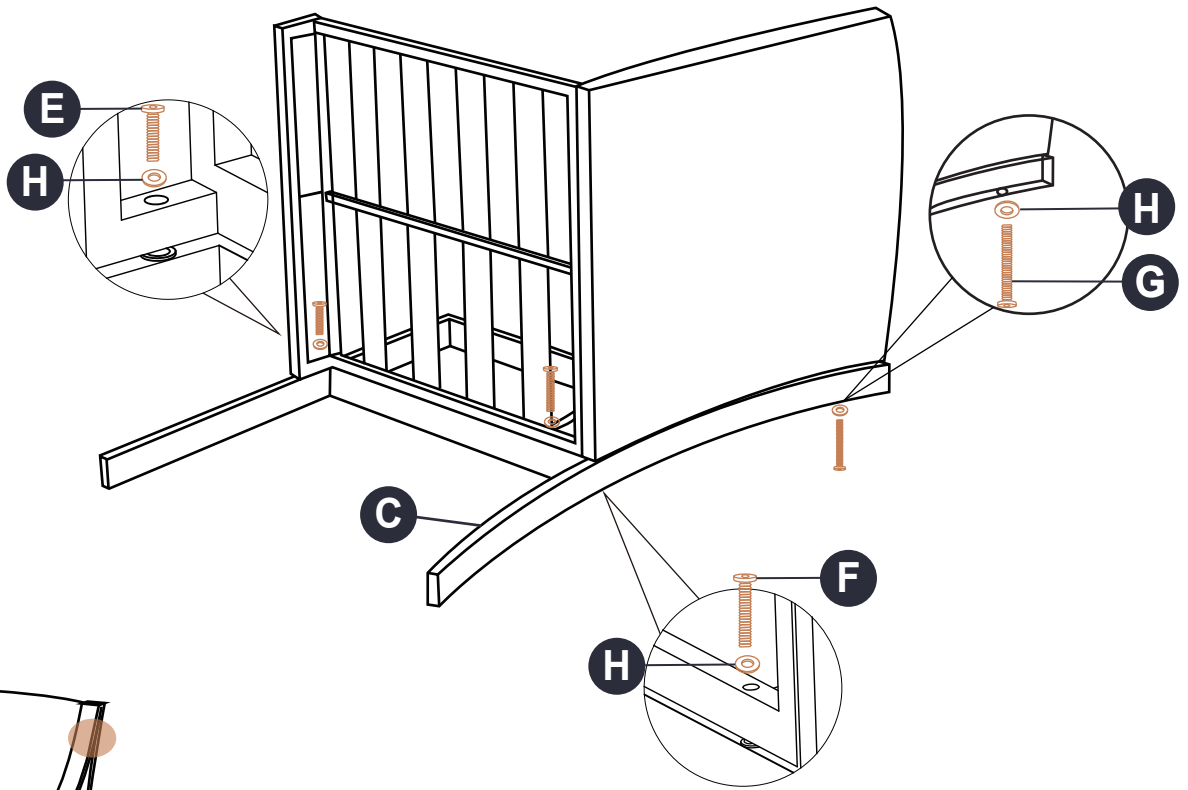
F

M6X40MM Bolt
2PCS

G

M6X55MM Bolt
2PCS

H

Steel Washer
6PCS





Happy Families
Through
Happy Living

E-mail: happatio@hotmail.com
Facebook: @happatio



STEP 3

E

M6X30MM Bolt
2PCS

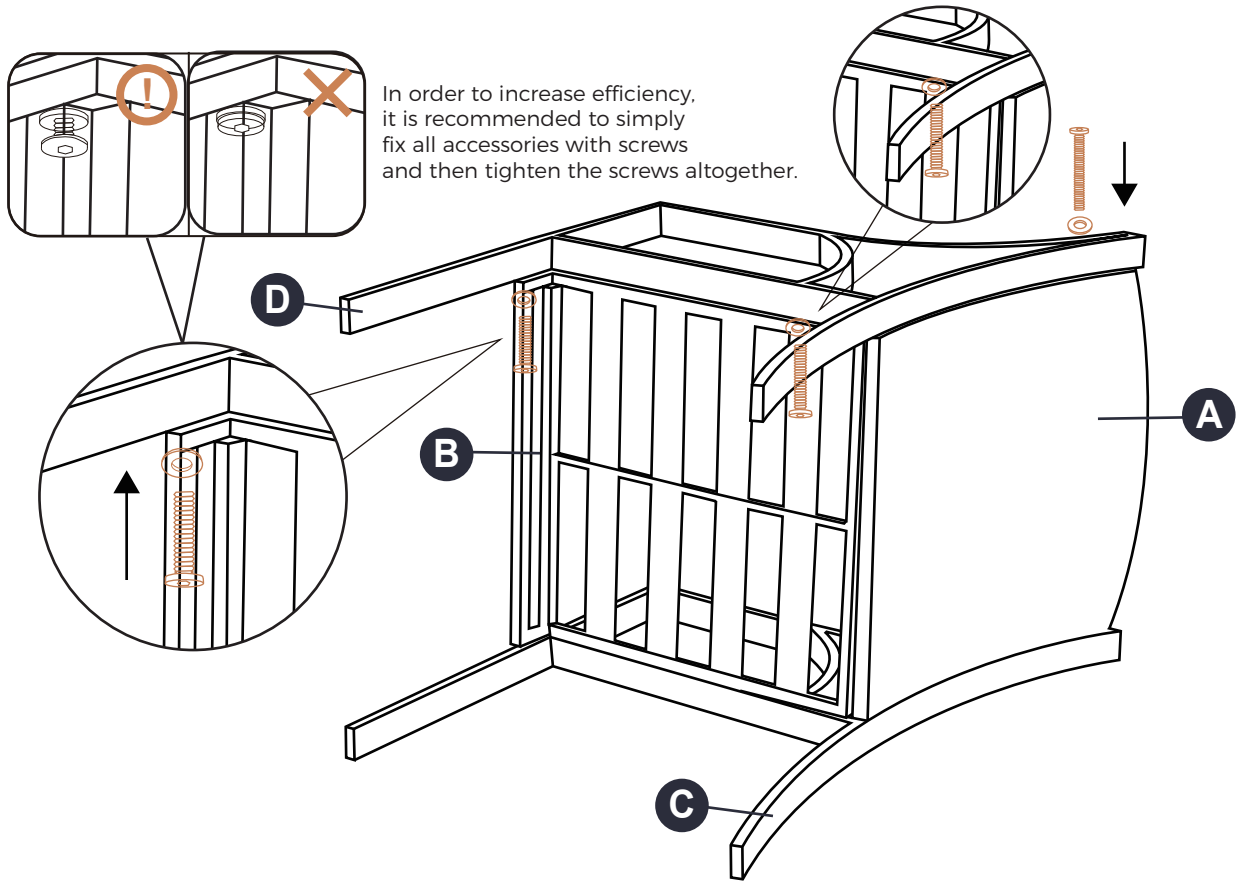
F

M6X40MM Bolt
2PCS

G


M6X55MM Bolt
2PCS

H

Steel Washer
6PCS



Complete




Happy Families
Through
Happy Living

E-mail: happatio@hotmail.com
Facebook: @happatio



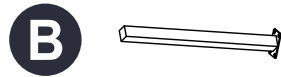
Part List

Table Top



1PC

Table Leg



4PCS

M6X20MM Bolt



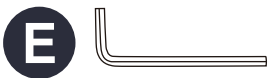
16PCS

Steel Washer



16PCS

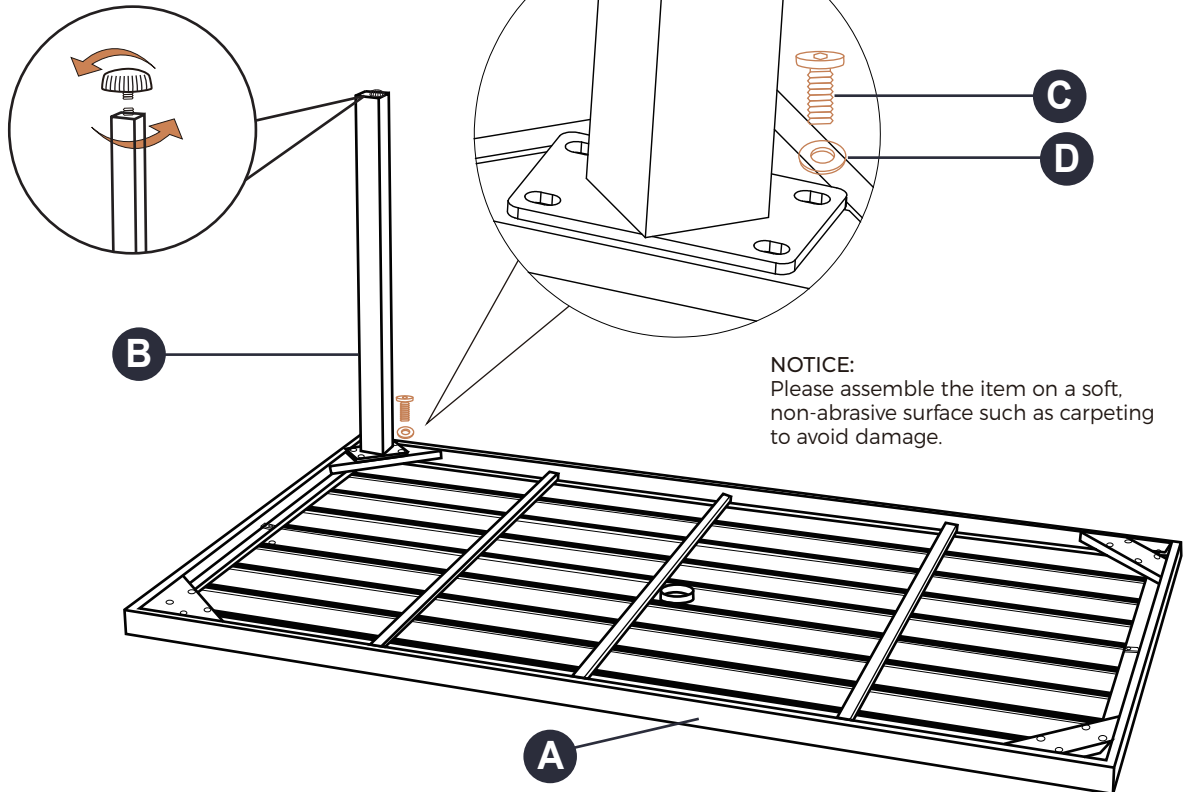
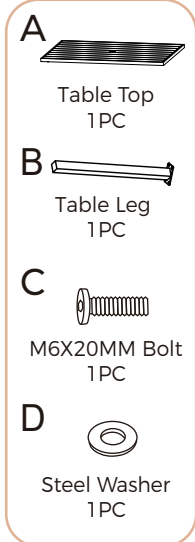
Wrench



1PC

STEP 1

It's available to adjust foot height through leveler regarding ground condition to keep table in balance.



Happy Families
Through
Happy Living

E-mail: happatio@hotmail.com
Facebook: @happatio



STEP 2



Table Top
1PC



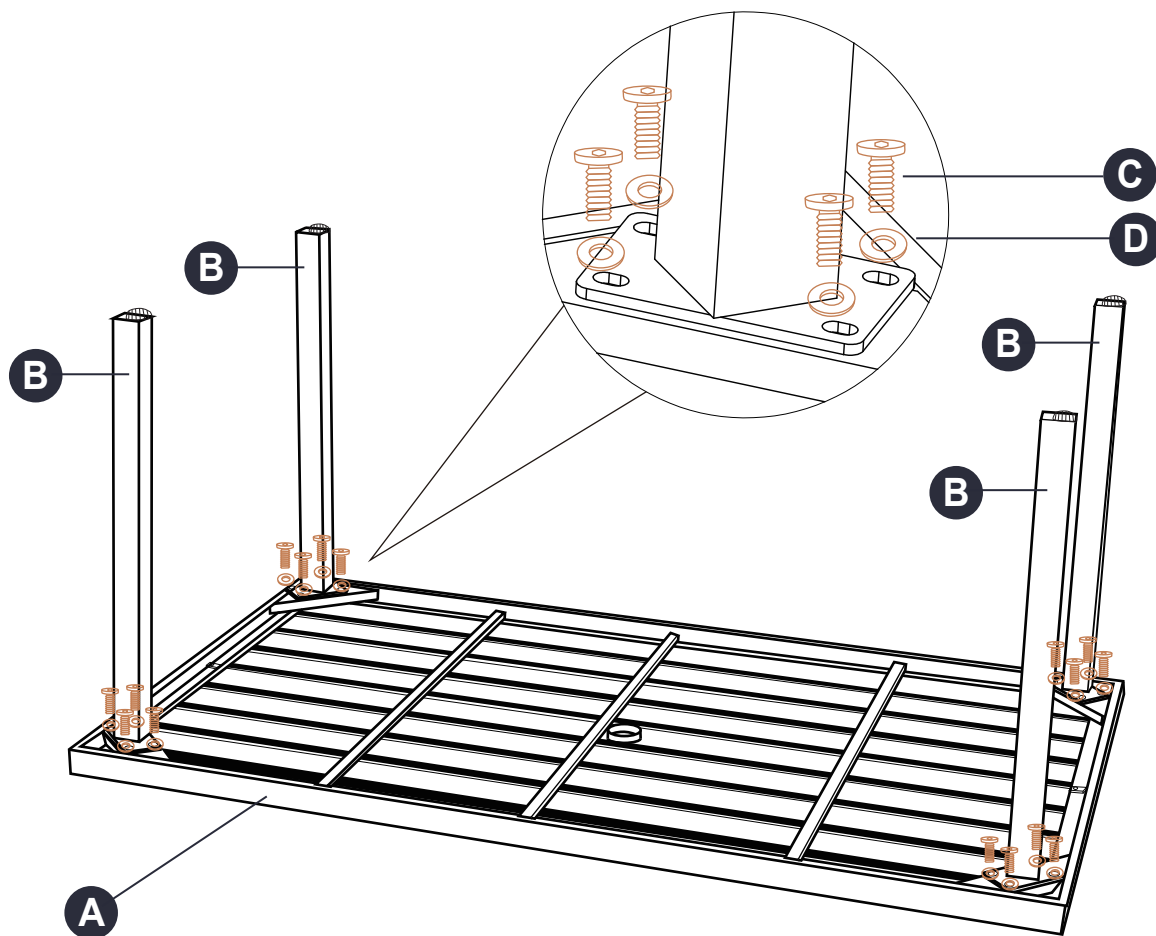
Table Leg
4PCS



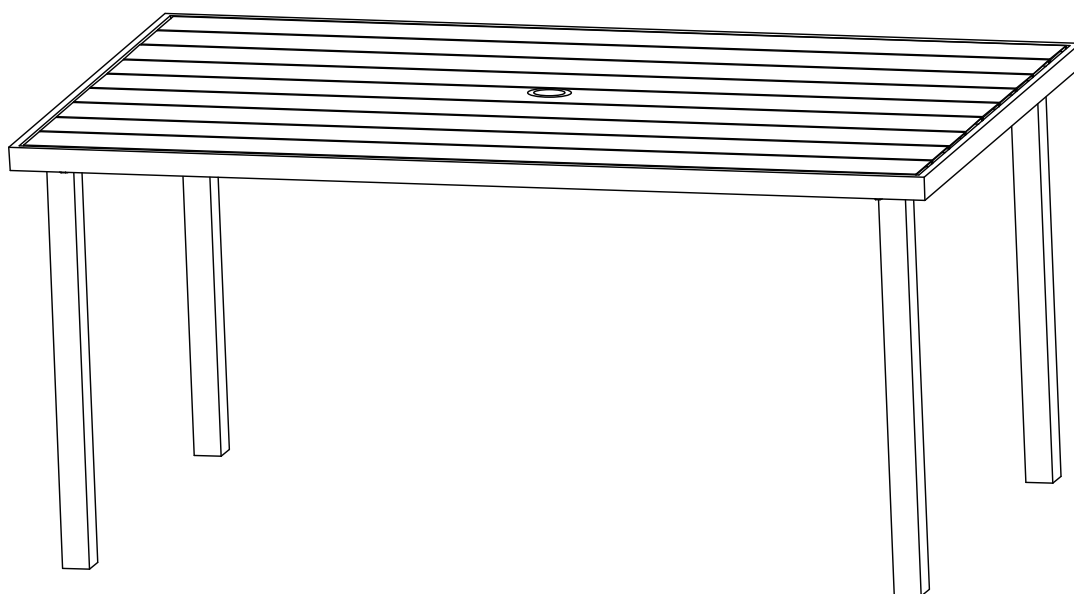
M8X20MM Bolt
16PCS



Steel Washer
16PCS



Complete



Happy Families
Through
Happy Living

E-mail: happatio@hotmail.com
Facebook: @happatio

