

COMPRESSION SOFA

INSTRUCTIONS

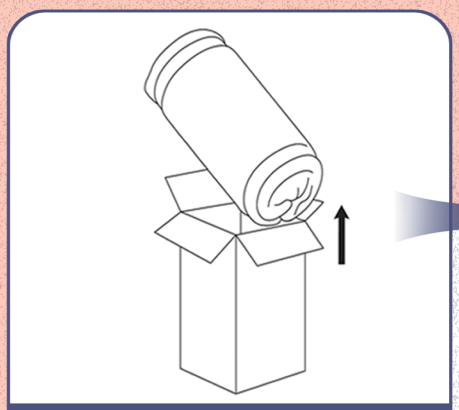

Unpacking

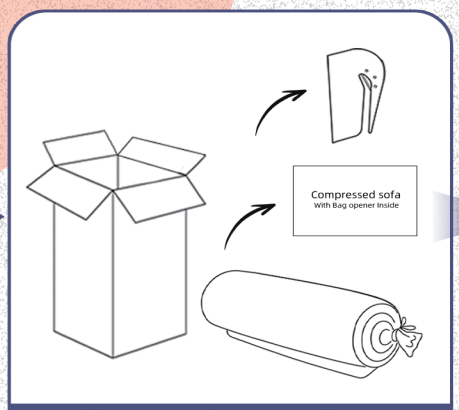

Locate the envelope and opener

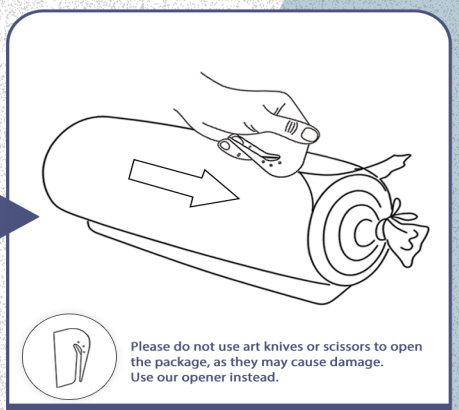

Locate the arrow on the outer bag and use the opener to cut it open

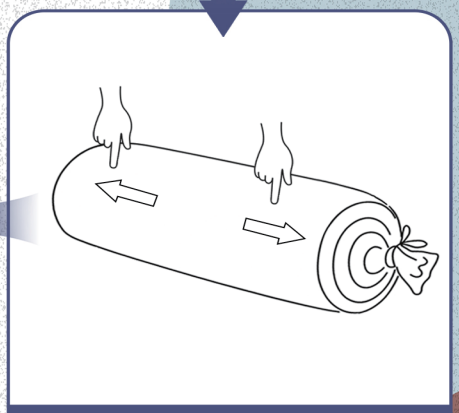

Locate the arrow on wrapping film

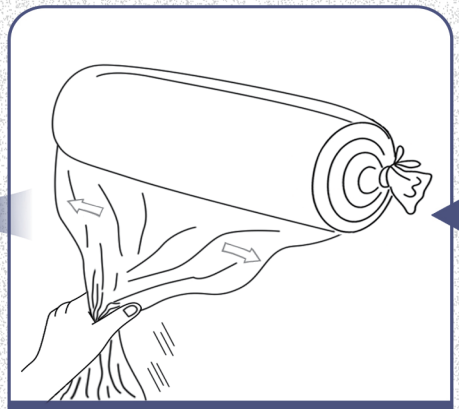

Take off the wrapping film

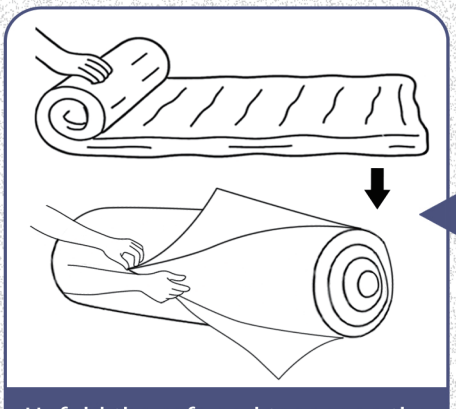

Unfold the sofa and tear open the inner packaging bag by hand.



Blow Dryer



Waiting for Rebound
If there are creases, please iron carefully

Enjoy

01

Due to package compression for better shipment, the fabric may have wrinkles; however, these wrinkles will gradually disappear.

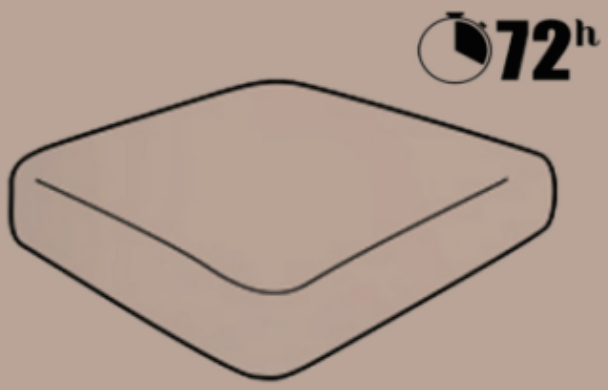

02

Please be patient as the couch returns to its fluffier state, which may take anywhere from 72 hours to a week.

Maintenance Instructions for Sofas

· Reqular Cleaning: Use a vacuum cleaner to remove dust and stains from the sofa regularly to maintain hygiene
· Rotate Cushions: Periodically flip and rotate the cushions toensure even wear and extend their lifespan
· Ensure Ventilation: Maintain good indoor ventilation to prevent moisture buildup and mold arowth on the sofa.
· Dusting:Gently wipe with a sponge or soft cloth dipped in a cleaning solution for dust removal.
· Avoid Sun Exposure: Prolonged exposure to sunlight can cause fading and deformation. Avoid direct sunlight for extended periods.

Unboxing Instructions for the Sofa

After unpacking, the sofa will rebound to 90% of its original shape within 30 mins. Full recovery will take 48 to 72 hours.
Due to compression, air needs to enter the sofa for it to rebound quickly, and the zipper is usually in the open state.
Please ensure to zip up the sofa once it has fully rebounded



Vacuum cleaner cleaning

- iron at low setting
- Hang in a cool place to dry
- Hang dry
- Flat Dry