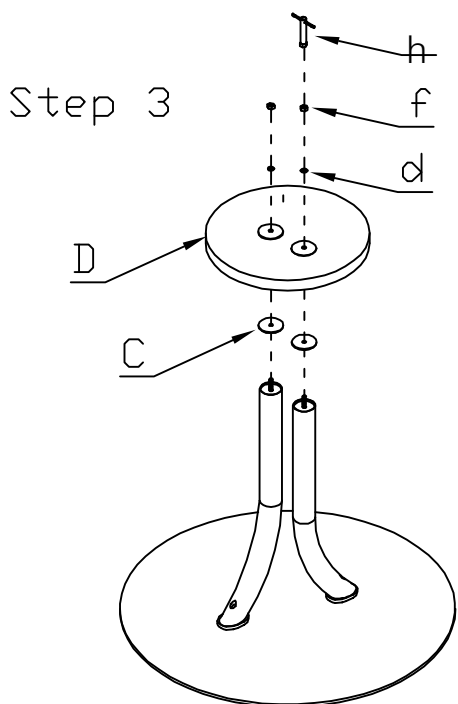
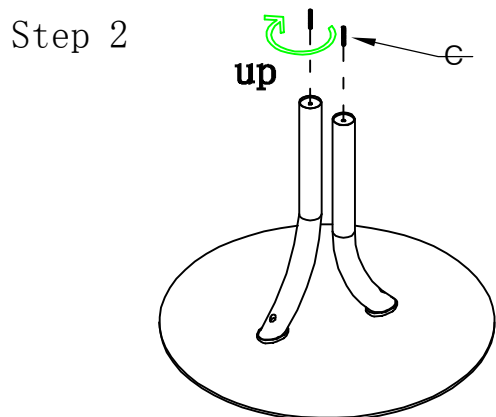
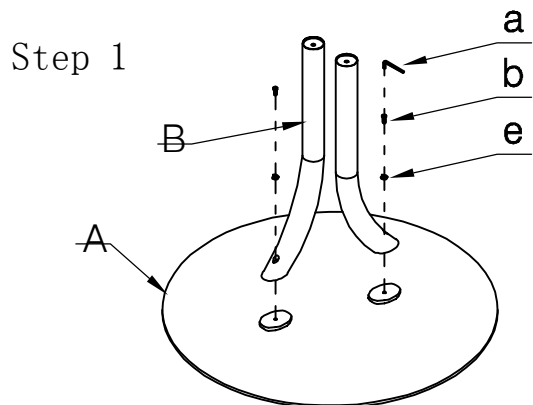


# ASSEMBLY INSTRUCTION

THANK YOU FOR PURCHASING THIS QUALITY PRODUCT.

BE SURE TO CHECK ALL PACKING MATERIAL CAREFULLY FOR SMALL PARTS THAT MAY HAVE COME LOOSE INSIDE THE CARTON DURING TRANSIT.




## PART LIST

NO	DECS	DIZE(MM)	SKETCH	QTY
A	Glass Table	ø910*10		1PC
B	Metai Foot	ø60*690		2PCS
C	Cabinet	ø68*5		2PCS
D	Glass Chassis	ø445*35		1PC

## HARDWARE LIST

NO	DECS	DIZE(MM)	SKETCH	QTY
a	ALLEN KEY	M5		1PC
b	SCREW	M8*12		2PCS
c	BOLT	M10*50		2PCS
d	FLAT WASHER	ø20*2*ø10		2PCS
e	SPRING WASHER	ø13*1.5*ø8		2PCS
f	NUT	M10		2PCS
h	HEXAGON SOCKET	17#		1PC

Finish



MADE IN CHINA