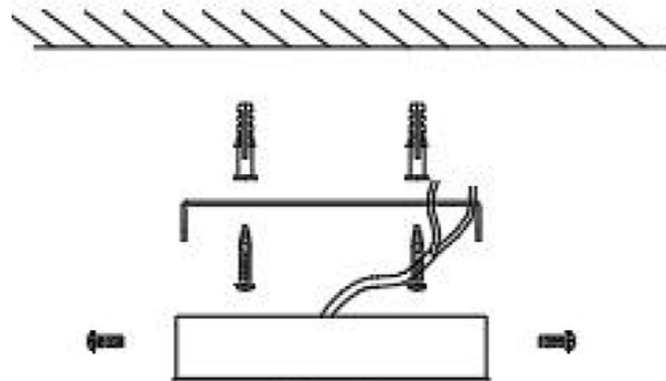






Lighting Fixture Assembly Diagram



Accessories package				
				
1 pcs	2 pcs	2 pcs	2 pcs	

Notes for Attention

1. This lamp is suitable for a 110V power supply.
2. Please wear gloves when installing.
3. Do not install on a ceiling where the grime has not dried.
4. When cleaning, turn off the power supply first and use a non-corrosive cleaner.
5. Do not rotate the lamp during installation.

