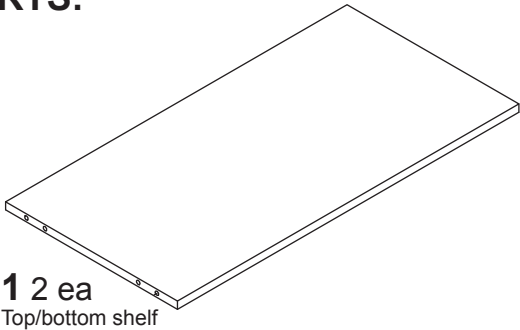
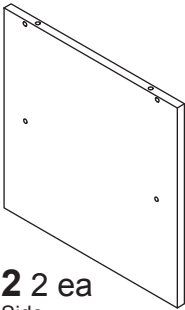


# 2-Tier Shoe Rack - Espresso

## PARTS:



**1** 2 ea  
Top/bottom shelf



**2** 2 ea  
Side

## HARDWARE:



**A** 8 ea  
Hex screw



**D** 8 ea  
Cover cap



**B** 1 ea  
Hex wrench



**E** 4 ea  
Long dowel



**C** 8 ea  
Dowel

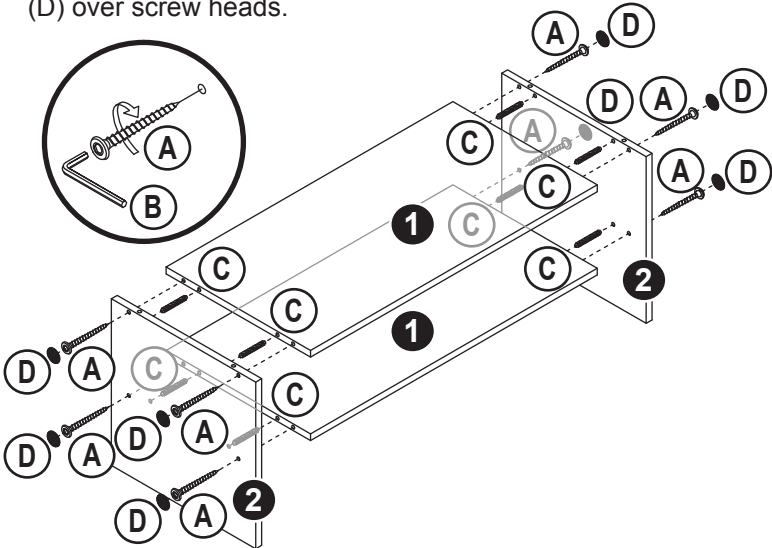
### Assembly Time:

Less than 30 minutes.

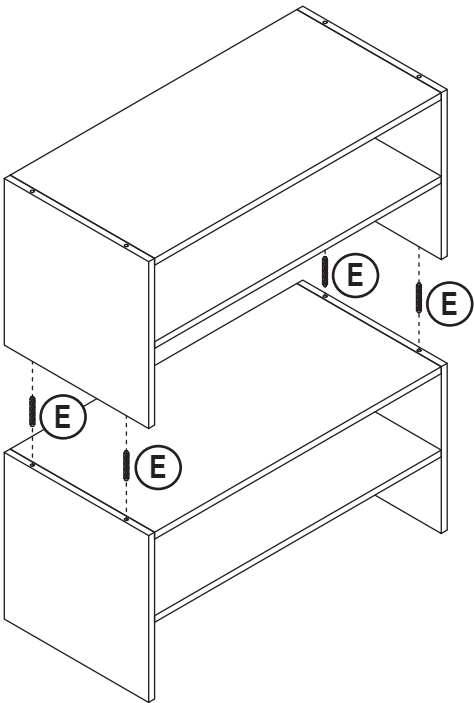
This product's intended use is for storing household items

**Tools Needed:** No additional tools required

**Step 1:** Insert four dowels (C) into the predrilled holes in each top/bottom shelf (1). Align the shelves and dowels with holes in a side (2) and push together. Secure with hex screws (A). Tighten with hex wrench (B). Repeat for the assembly of the remaining side (2). Install eight cover caps (D) over screw heads.



**Step 2:** Multiple units can be stacked. Use four long dowels (E) between the multiple units to secure.



**NEED HELP?** For help with assembly, or if you are missing a part, please call or email us

Part
1
2
A
B
C
D
E