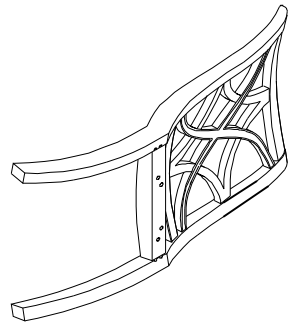


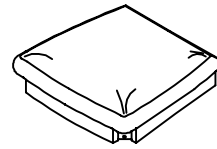
# ASSEMBLY INSTRUCTION

## SIDE CHAIR

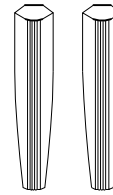
### PART LIST:



Chair Back  
1pc









Seat Cushion  
1pc

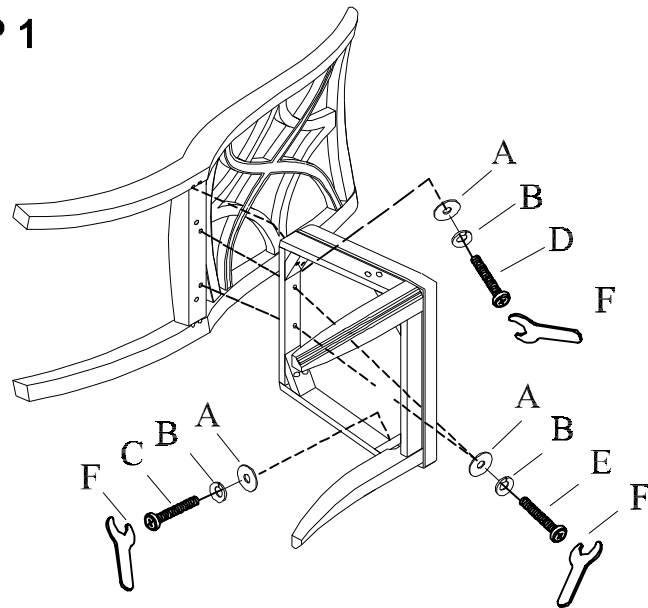


Front leg  
2pcs

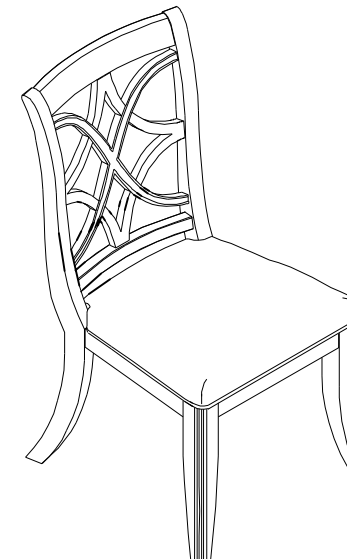
### Hardware List

A		Ø5/16"*19mm	10PCS
B		Ø5/16"	10PCS
C		Ø5/16"*2"	4PCS
D		Ø5/16"*3"	4PCS
E		Ø5/16"*1-1/2"	2PCS
F		Ø5/16"	1PC

### STEP 1



### COMPLETED



(1) Align the seat to the chair back, insert the bolt and washer to pre-drilled holes and tighten it.

(2) Attach the leg to the seat, insert the bolt and washer then tighten it.