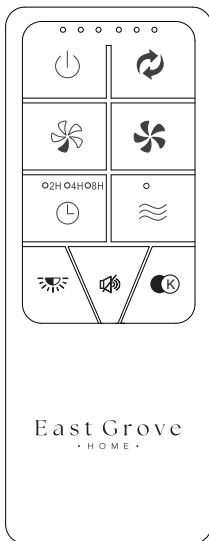


East Grove

• HOME •



FAN REMOTE

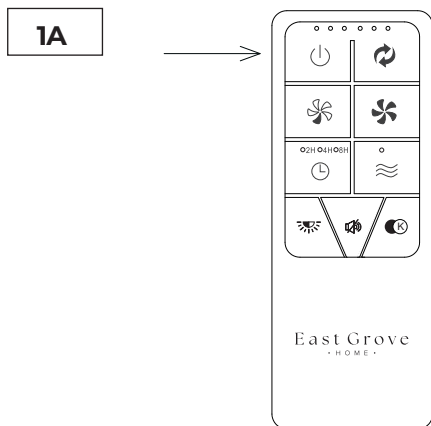
FANREMOTE-01

Installation Manual

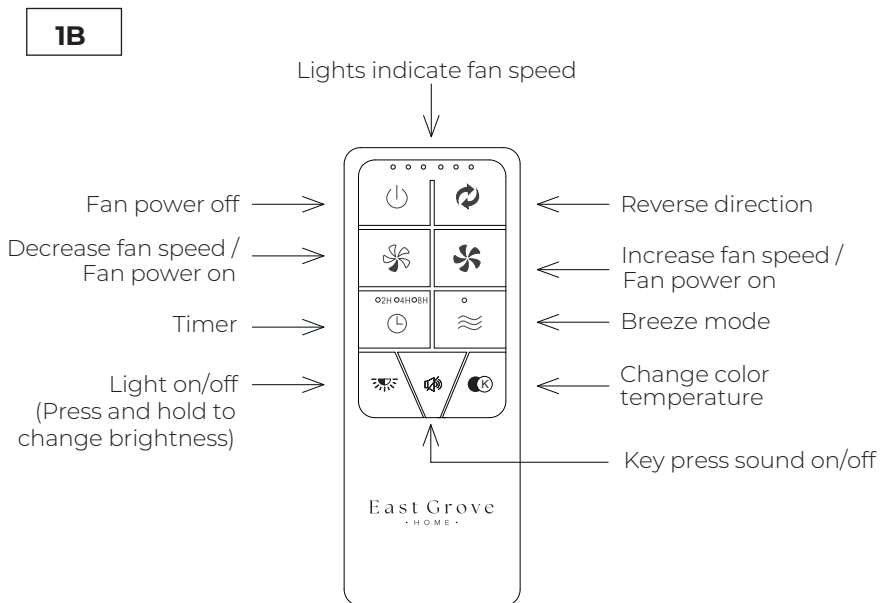
Operating the Fan

The included remote control may need to be paired with the fan.

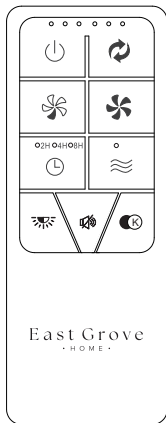
1. Press and hold OFF button within 5 seconds after power is turned on(Fig 1A). The fan will beep once after it successfully pairs with remote.



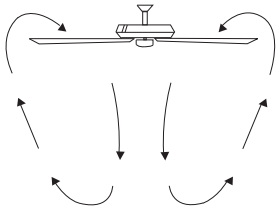
See Fig. 1B for remote functions



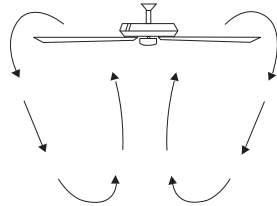
Summer / Winter Modes



← Press once to reverse blade spin

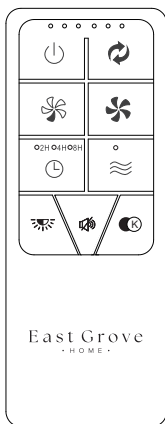


Summer Mode
(Counter-Clockwise)



Winter Mode
(Clockwise)

Color Temperature



← Press once to toggle color temperature
2700K\3000K\ 4000K\ 5000K\ 6000K

East Grove

• H O M E •

eastgrovehome.com