

## ASSEMBLY INSTRUCTIONS FOR MODERN CAPTAINS CHAIRS

### **STOP! PLEASE READ FIRST:**

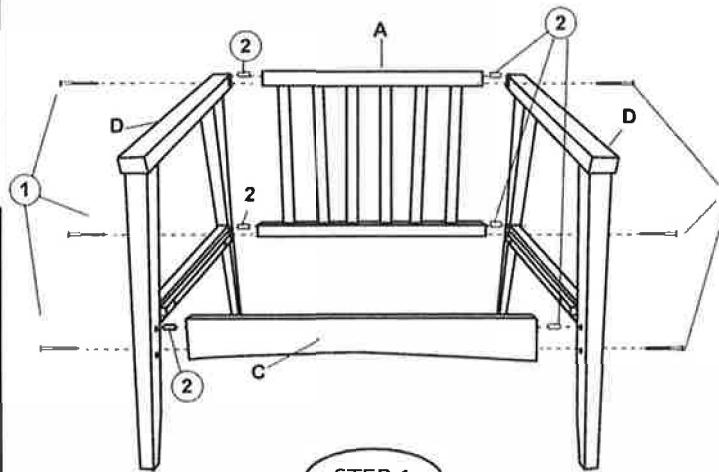
Thank you for purchasing this item

Please verify all the hardware and components are included as you unpack the carton. Place the items in a safe area to avoid loss and damaging contents. Use a soft area or the empty box to assemble the item.



**ASSEMBLY TIPS:** Assemble on its side while following pictured instructions. Never over-tighten any screws or bolts. It's best to assemble with 2 people. Never fully tighten any bolt/screw until all inserted on each side. Then tighten.

Please review the "PLEASE OIL ME" card for how to care & maintain your new furniture.

### Components List:



STEP 1



STEP 2

### LIST OF HARDWARE:

1. SCREW 7\*90



6 PCS

2. WOODEN DOWEL X 6



6 PCS

3. SCREW 7\*40



4 PCS

ALLEN KEY A4



1 PC

PORTABLE DRILL BIT



1 PC