


MOE'S

Assembly Instructions



LYDIA OUTDOOR SLIPCOVER DINING CHAIR CREAM

VV-1019-05



THANK YOU FOR YOUR PURCHASE!

Parts and Hardware

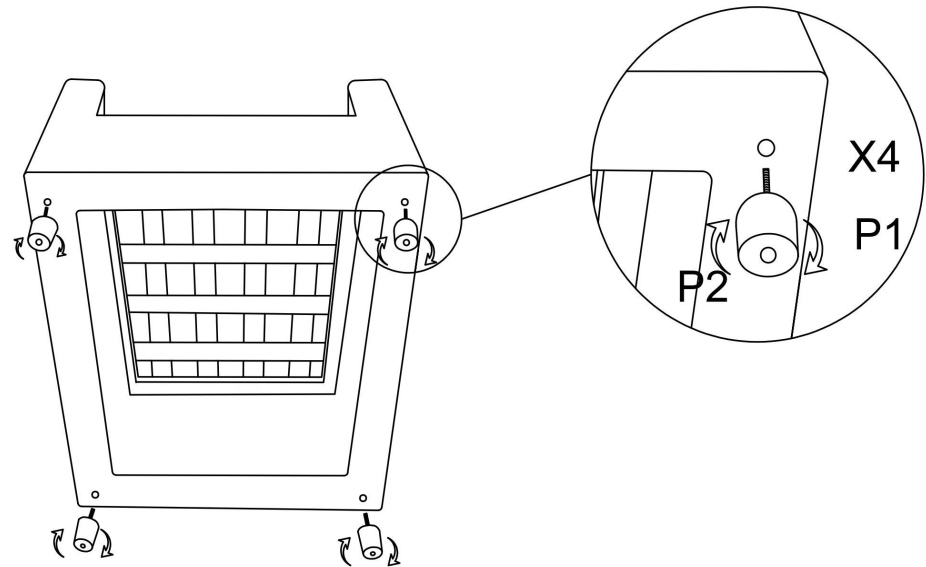
No.	Description	IMAGE	QTY
P1	LEGS		4
P2	BODY		1

Notes


Thank you for purchasing this quality product!
Be sure to check all packing material carefully
for small part that may have come loose inside
the carton during shipping.

CAUTION: The item is heavy, assembly
should be performed by two people.

Step 1



Step 2



Parts and Hardware

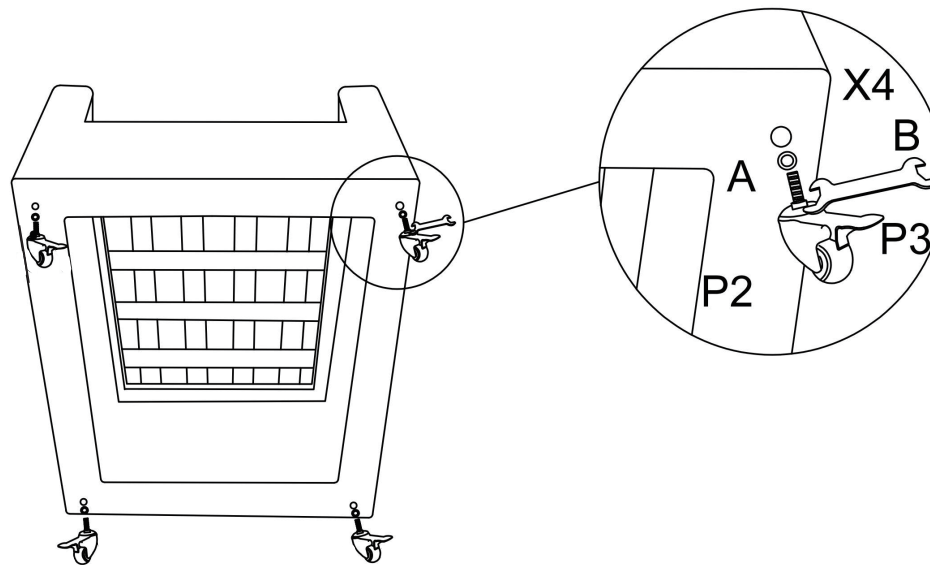
No.	Description	IMAGE	QTY
P3	LEGS		4
P2	BODY		1
A	WASHERS φ12*φ6.5*1mm		4
B	OPEN END WRENCH M6&M8		1

Notes

Thank you for purchasing this quality product!
Be sure to check all packing material carefully
for small part that may have come loose inside
the carton during shipping.

CAUTION: The item is heavy, assembly
should be performed by two people.

Step 1



Step 2

