




CARE AND MAINTENANCE

Avoid using harsh chemical cleaners or polishes on your new item, to keep it clean just a quick dust with soft cotton towel or cloth will do the trick and will avoid damaging the finish or scratching the surface

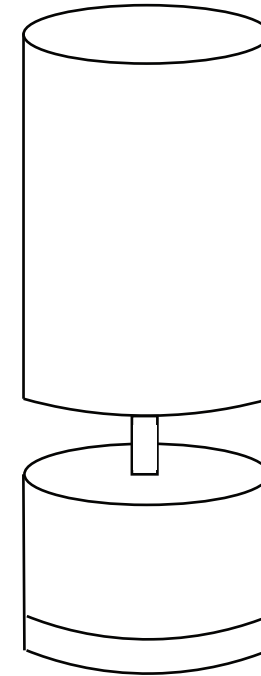
FEATURES

Our products are coated with high glass powder coating, electrophoretic lacquer and plating. There is pre-treatment done on products to make them rust and dust free. We are using lead free and non-hazardous coating on our products. All our electrical fittings are CE approved which are certified by testing labs. Before packing every component of the product is checked and tested as per end user. Lamps are meant for indoor use.

Part List

PIECE	DESCRIPTION	PICTURE	QUANTITY
A	Shade		1X
B	Base		1X
C	Holder cap		1X

Product Dimension: 16.5"W x 8.75"D x 13.5"H

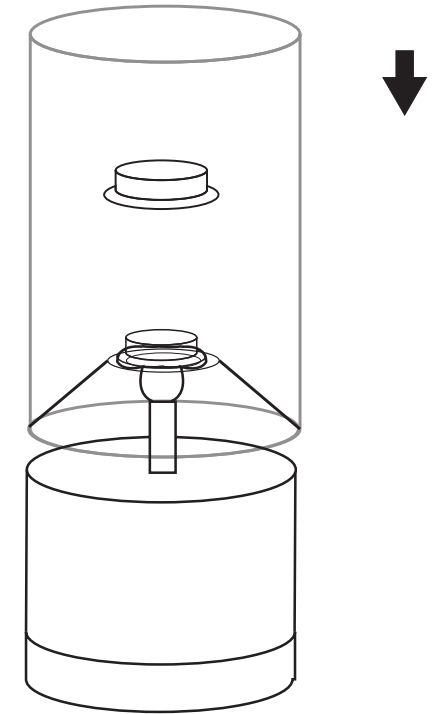
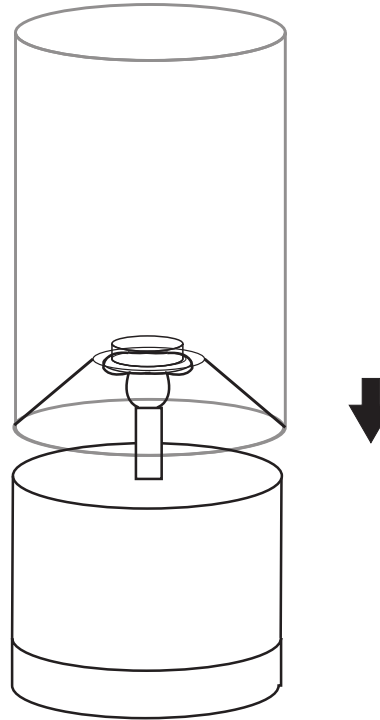
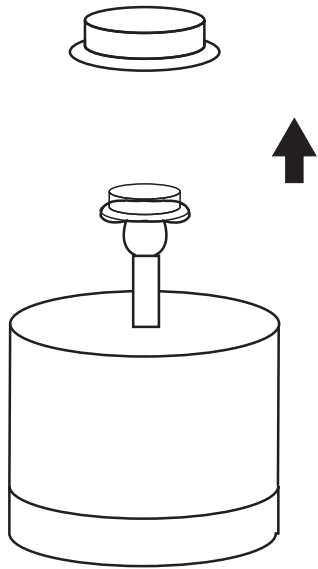


CAUTION : TO REDUCE THE RISK OF FIRE, USE **MAX**
40 WATT TYPE A  BULB.

CAUTION : TO REDUCE THE RISK OF FIRE, USE **MAX**
25 WATT TYPE B  BULB.

PREPARATION

Before beginning assembly of product, make sure all parts are present.



STEP-1

Unscrew the holder cap from the base of the lamp

STEP-2

After removing the holder cap put the shade on holder

STEP-3

Screw back the holder cap on the holder sandwiching the shade in between them. and connect the cable to the switchboard.