

## Assembly Instructions



Check the wall on which you want to hang the mirror to ensure it is a load-bearing wall so that it can support the weight of mirror.



1

Measure distance between centers of two hooks (Flexible rule is recommended as the tool).



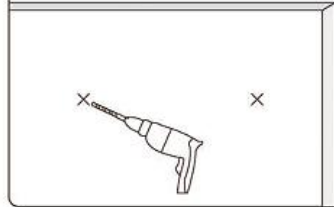
2

Mark the centers of hooks on the wall: Measure the width and height of the wall you choose with flexible rule, and mark the location of two centers of hooks with a pencil.



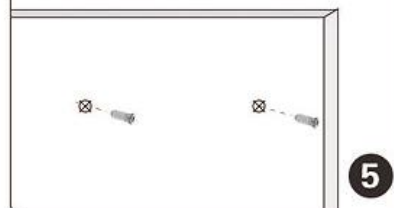
3

Drill at the marked place with prepared percussion drill whose broach is with a diameter of 6mm-8mm, and the holes drilled should be about 5cm deep.



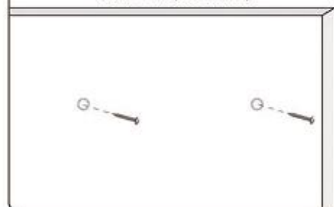
4

Knock expansion screws into the holes drilled with hammer.



5

Screw screws into expansion screws with a screwdriver, and keep the top of screws 5mm away from the wall (A plier required to screw 7-shaped hooks).



6