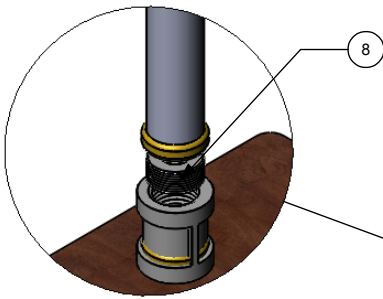
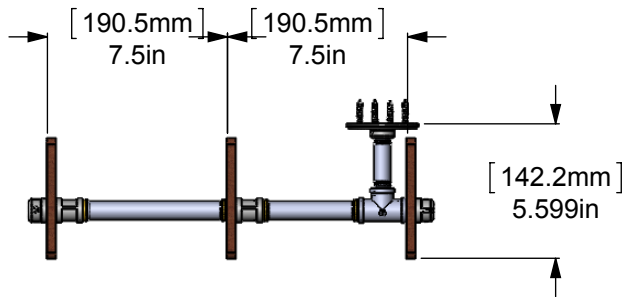
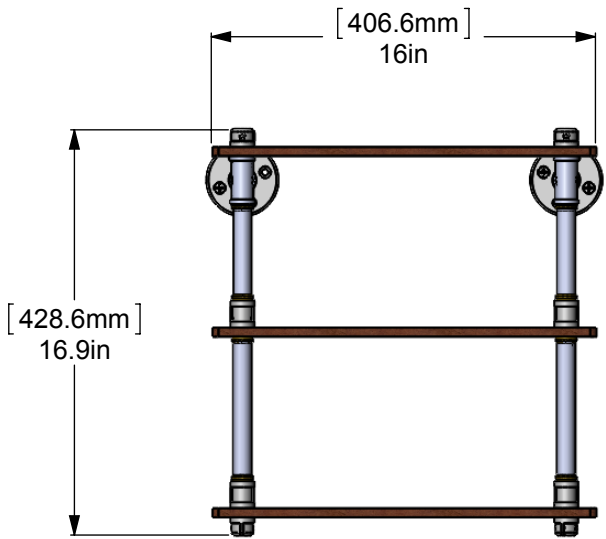
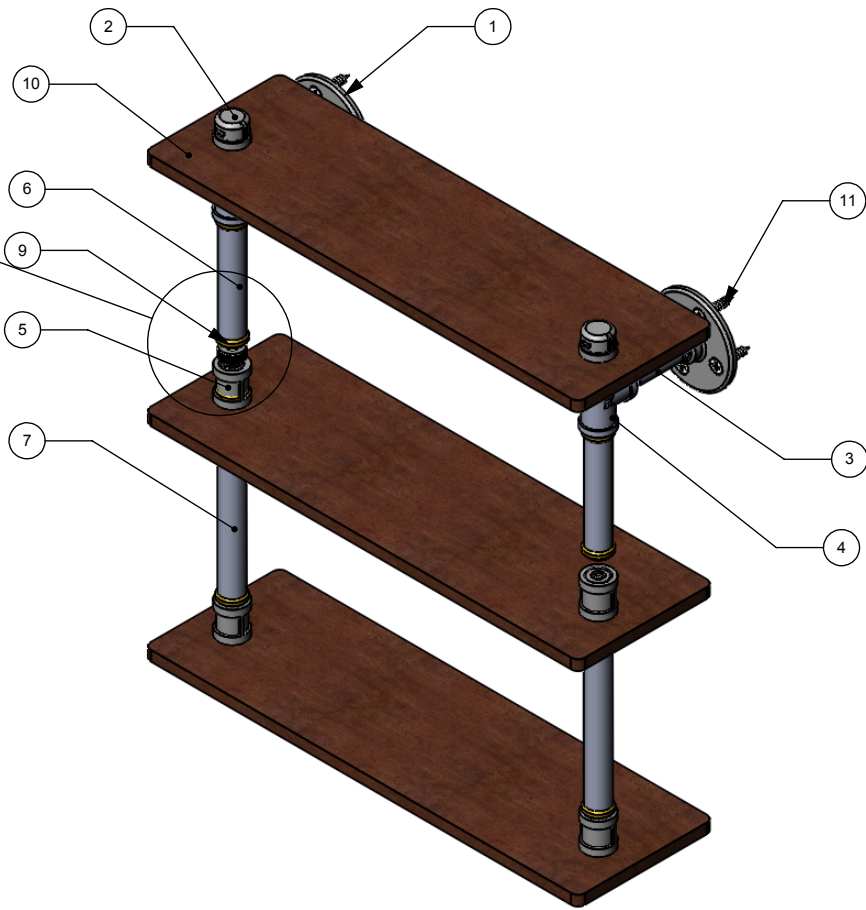


DESCRIPTION	QTY.
3/8" FLANGE	2
3/8" CAP	4
3/8" 2 1/2" NIP	2
3/8" TEE	2
3/8" CUPLING	4
3/4" TUBE 4"	2
3/4" TUBE 6"	2
3/8" BUSHING	18
3/4" DOUBLE CK RING	8
IPE SHELF 16"	3
#12 WOOD SCREW	8

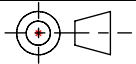


DETAIL AB  
SCALE 2 : 5



UNLESS OTHERWISE STATED

.X	±.3mm
.XX	±.15mm
.XXX	±.008mm



THIRD ANGLE PROJECTION

DRAWN	6/6/2017	I.M
CHECKED	6/6/2017	P.D
APPROVED	6/6/2017	R.A

MATERIAL:	BRASS		FINISH	TBD
DESCRIPTION:	Pipeline Collection Triple IPE Shelf		QUANTITY	TBD
				REV
				0
SCALE	1:6	SHEET: 01	A4	