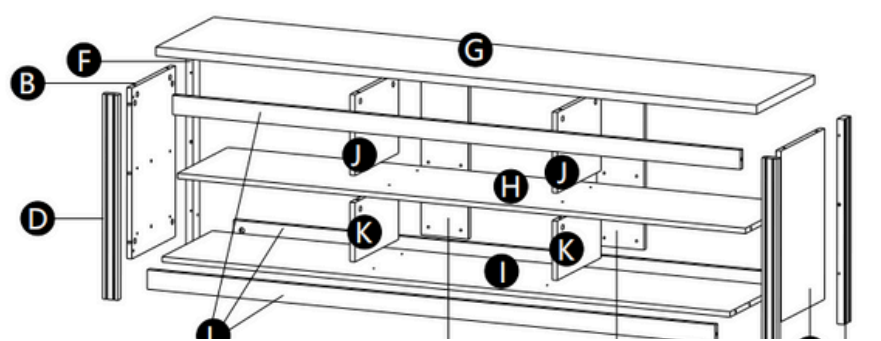














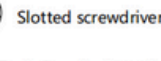

# Requesting Replacement Parts?



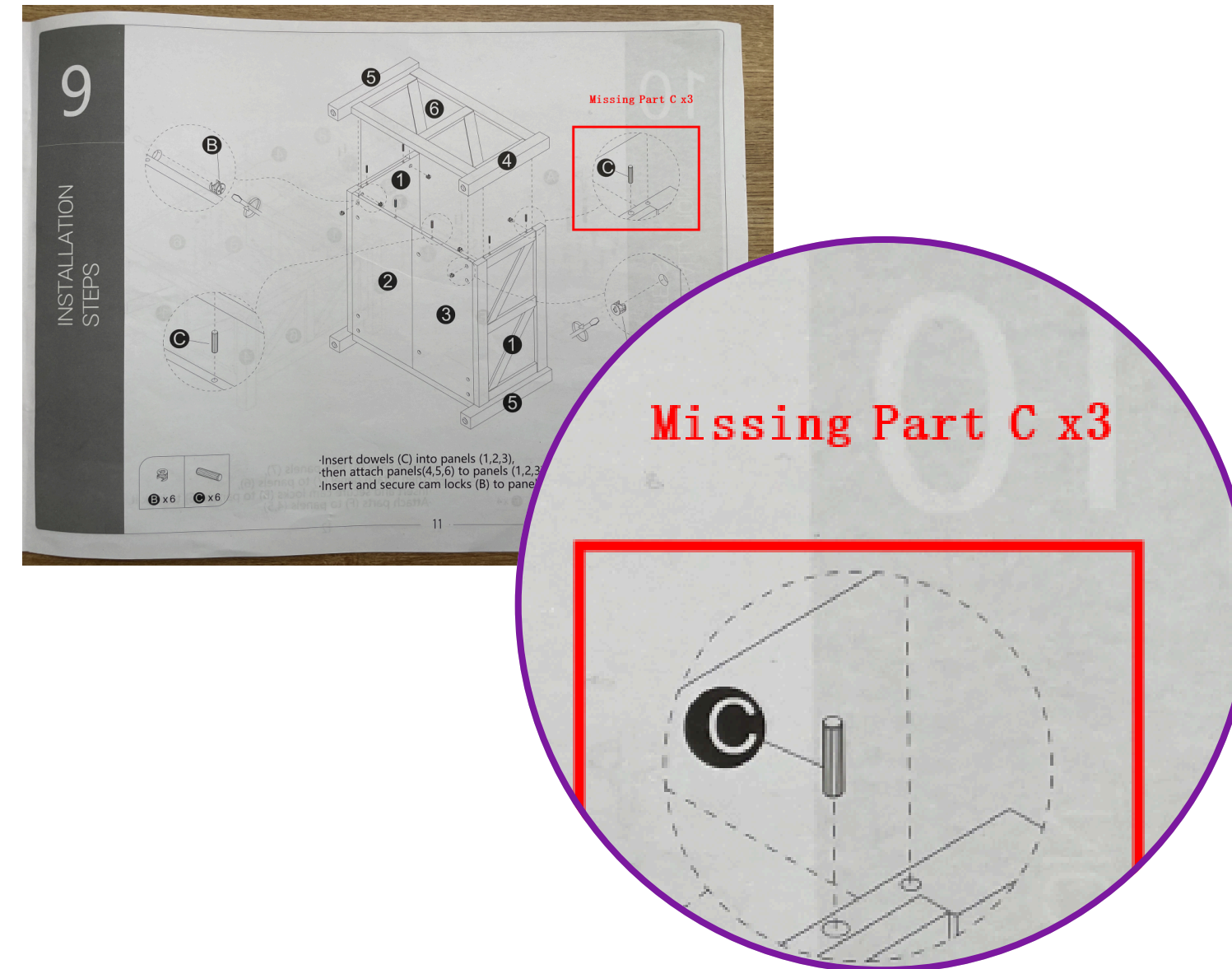
1. Verify the model of the missing part.

WHAT'S IN THE BOX



<b>1</b> x 38  Cam bolt Ø6x24mm	<b>2</b> x 38  Cam lock Ø15x12mm	<b>3</b> x 8  Wooden dowel Ø8x30mm	<b>4</b> x 16  JCBCW Screw Ø6x40mm	<b>5</b> x 2  Cover
<b>6</b> x 1  Allen key M4	<b>7</b> x 4  PVC nail with pin Ø16x18mm	<b>8</b> x 6  Screw Ø4x16mm	<b>9</b> x 2  Leg	<b>10</b> x 18  Screw Ø3.5x13mm
<b>11</b> x 9  L-iron	 Philips screwdriver  Slotted screwdriver Tools Required (Not included)			 Hammer

2. Photograph the installation steps page with missing parts marked, and send it to us.



If the product is damaged, we recommend providing photos (this helps us resolve the issue more effectively and improve our products).